

Jonesville Elementary Middle School 2024 Report Card Summary

Overall Rating:

Jonesville Elementary School: 43 Average

Jonesville Middle School: 36 Average

The rating scale for elementary schools is as follows: Excellent: 61 to 100, Good: 53 to 60, Average: 42 to 52, Below Average 34 to 41, & Unsatisfactory: 33 and below. The rating scale for middle schools is as follows: Excellent 56 to 100, Good: 48 to 55, Average: 36 to 47, Below Average: 29 to 35, Unsatisfactory: 28 and below.

Academic Achievement:

Jonesville Elementary School's Academic Achievement rating is Average, scoring 13.95 out of 35 points.

Jonesville Middle School's Academic Achievement rating is Below Average, scoring 11.67 out of 35 points.

SCREADY Assessment results:

English Language Arts (Reading and Writing):

Jonesville Elementary School: 48% of students met or exceeded expectations

Jonesville Middle School: 39.7% of students met or exceeded expectations

Mathematics:

Jonesville Elementary School: 26.8% of students met or exceeded expectations

Jonesville Middle School: 17.3% of students met or exceeded expectations

Student Progress: The Student Progress rating is as follows:

Jonesville Elementary School is Average, achieving 14.43 out of 35 points

Jonesville Middle School is Below Average, achieving 11.19 out of 35 points

Overall Percentage of Progress Points Earned:

Jonesville Elementary School 41.2% (UCSD elementary average: 41.3%, state average: 45%)

Jonesville Middle School 32% (UCSD middle average: 39.65%, state average: 45%)

Lowest 20% of Student Population:

Jonesville Elementary School 42.1% (UCSD average: 49%, state average: 50.8%)

Jonesville Middle School 49.9% of progress points (UCSD middle average: 41.2%, state average: 50.8%)

Meeting Median Annual Targets:

Jonesville Elementary School 45.4% (UCSD average: 45.6%, state average: 47.7%)

Jonesville Middle School 37.6% (UCSD middle average: 42.0%, state average: 47.7%)

Students Meeting Added-Value Targets:

Jonesville Elementary School 30.4% (UCSD average: 28%, state average: 33%)

Jonesville Middle School 20.3% (UCSD middle average: 24.95%, state average: 33.0%)

Overall, while Jonesville Elementary Middle School has demonstrated strengths in various areas, there are opportunities for improvement, particularly in academic achievement metrics. The data reflects a commitment to progress and highlights the school's potential for further development.



Jonesville Elementary Middle School

2024 School Report Card Quick



Overall School Ratings

JES 43 Average

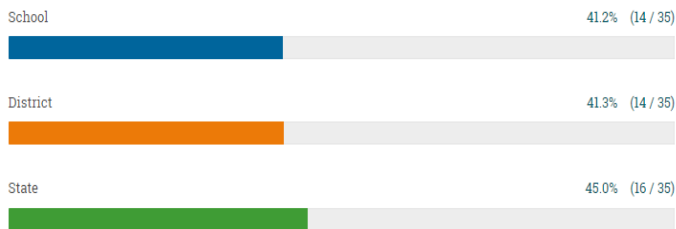
JMS 36 Average

75% of Algebra 1 Students
scoring a C or Better.

Student Progress:

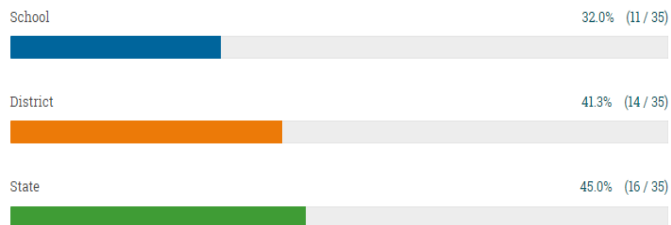
JES Average

Overall Percentage of Progress Points Earned



JMS Average

Overall Percentage of Progress Points Earned



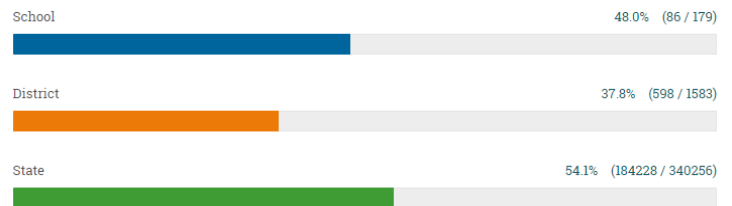
Student Climate: Average

Academic Achievement:


JES Average

SC Ready English Language Arts and Mathematics

English Language Arts (Reading and Writing) - [Percent Met or Exceeding](#)



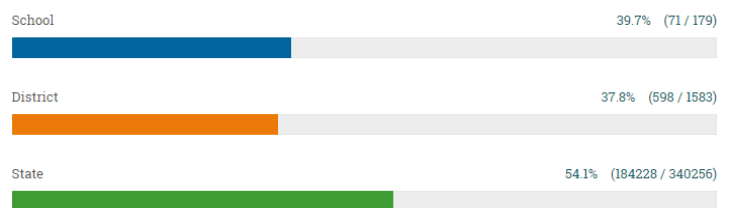
Mathematics - [Percent Met or Exceeding](#)




JMS Below Average

SC Ready English Language Arts and Mathematics

English Language Arts (Reading and Writing) - [Percent Met or Exceeding](#)



Mathematics - [Percent Met or Exceeding](#)



In the Upstate there are a total of five K-8 Schools including Jonesville. Of those five at the elementary level, 60% fall within the Average Rating while 80% falls within the Average Rating at the middle level. While there are areas for improvement, Jonesville Elementary Middle School still ranks comparably to schools with similar demographics and challenges, suggesting that its performance is on par with peers.