

PTO and SIC Board Members

Krissy Garback (PTO President)	Melissa Rickmon (SIC Chair)
Dana McKnight (PTO Vice President)	Denise White (SIC Secretary)
Sonya Beard (PTO Secretary)	Kathryn Shultz (Parent)
Adina Ledford (PTO Treasurer)	Krissy Garback (PTO/Parent)
Denise White (PTO At Large Member)	Brenda Glenn (Community)
	Alicia Bowen (Teacher)

Kenda Cook (Principal)
Kelly Grant (Asst. Principal)



Griggs Road Elementary School

"Where Eagles Learn to Fly"



Palmetto Gold

2009, 2010, 2011, 2012, 2013, 2014
Palmetto Silver Closing the Gap
2010, 2011, 2012



Enrichment Programs

Clay Club
Let Me Run
Charity Events
Girls on the Run
Student Council
Special Olympics
Artsonia Art Club
Engineering for Kids
Character Education
Physical Education Club
Academic Tutoring Programs
Student Showcases / Parent Nights
Third, Fourth and Fifth Grade Chorus



**State Report Card
Rankings**

Absolute...Excellent
2010, 2011, 2012, 2013, 2014

Growth Rating...Good
2013, 2014

2012 ESEA Grade...A (99.2)
2013 ESEA Grade...A (99.8)
2014 ESEA GRADE...A
(99.2)

Teachers of the Year

Brenda Lee
2014-2015



Tammy Adams
2015-2016

School Summary Report 2014-2015

Kenda Cook, Principal
Melissa Rickmon, SIC Chairperson

Clover School District
An AdvancED Accredited School District

100 Griggs Road
Clover, SC 29710
www.clover2.k12.sc.us/griggs

(p)803-631-8200
(f)803-222-8066

The Clover School District does not discriminate on the basis of race, color, national origin, sex, religion, age, immigrant status, language proficiency or disability in employment or the provision of services. All district programs operate in compliance with the provision of Title VI, Title VII, Title IX and other applicable civil rights laws. The chief finance and operations officer has been designated to coordinate compliance in accessibility with the nondiscrimination requirements contained in Section 504 of the Rehabilitation Act of 1973 and the Americans With Disabilities Act. The assistant superintendents of elementary and secondary education have been designated to coordinate compliance in the provision of educational programs/services. The director of human resources has been designated to coordinate compliance in employment and related services.

The MISSION of Griggs Road Elementary School, in partnership with the community, is to prepare lifelong learners to be productive in an ever changing world by providing quality education in an environment conducive to learning.

School Renewal Plan 2011-2016

In the spring of 2011, Griggs Road Elementary and the School Improvement Council developed goals for the next five years. These goals were developed around three themes: School Climate, Student Achievement, and Teacher/Administrator Quality. Goals were developed with the staff and School Improvement Council. This report shows where we started in 2010, the goals we have set and the progress we have made toward those goals. To put the goals in perspective, a line indicating the district or state comparison was put in where applicable.

Some goals have already been met. You will notice that the Teacher/Administrator Quality goal is not listed. We surpassed the goal of having all teachers and assistants "highly qualified" as defined by *No Child Left Behind* legislation.

We still have a lot of work to do on other goals. It is often hard to judge where we should be because the data reflects comparisons of one group of students to another instead of following the growth of the same group of students from year to year. This is done to be in compliance with *No Child Left Behind* and the Palmetto Gold/Silver Awards.

We hope that all families are able to say that we are providing a world-class education for their children.



2015 K-12 Insight Survey Results

96% of parents indicated that their child is being prepared to do well in the next grade level.

95% of parents indicated they are given information relating to their child's grades and behavior.

98% of parents indicated they feel welcome at Griggs Road.

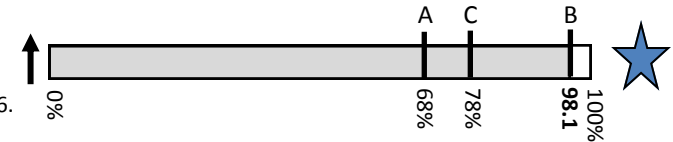
97% of parents indicate teachers are available to discuss student learning needs.

A.....Baseline data from 2010 B.....Most Recent Data* C.....2016 Goal

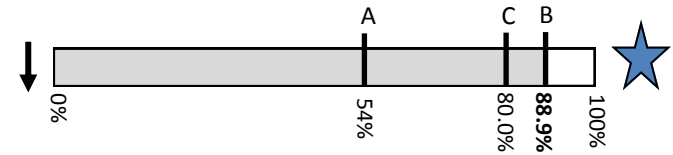
A star ★ indicates a 2016 goal that we have already surpassed.

*Most recent data may be up to one year old depending on the frequency of data collection. For example, the State Report Card Surveys are only conducted in the spring, and results are not released until the fall. The arrow to the left of the graph indicates an increase, decrease, or no change from the previous year.

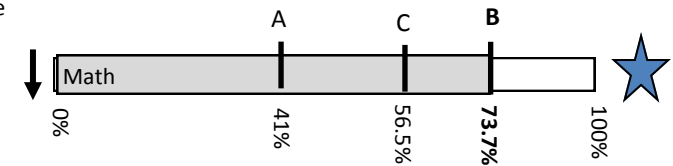
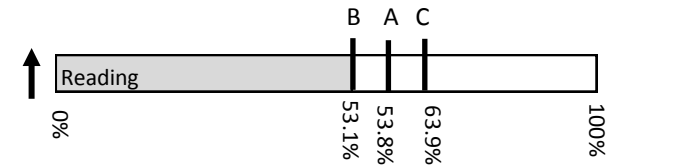
The percentage of parents satisfied with home-school relations as measured by the State Report Card Survey will increase from 68% in 2009-2010 to 78% in 2015-2016.



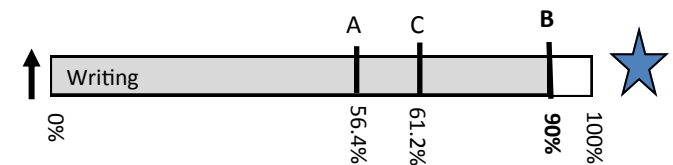
The percentage of students satisfied with the social and physical environment of our school as measured by the State Report Card Student Climate Survey will increase from 54% in 2009-2010 to 79% in 2015-2016.



The percentage of students in grades 2-5 who meet the expected one-year's growth in Reading and Math as measured by fall to spring MAP assessments will increase by 2% over the previous year.



The percentage of 3rd-5th grade students scoring Met or Exemplary on the PASS Writing test will increase to 90% by 2015-2016. **3rd & 4th grade scores were added in 2012-2013 school year.



The percentage of students scoring Exemplary in ELA, Mathematics, Science, and Social Studies will increase to the targeted benchmark by 2015-2016. (Exemplary means the highest possible scores; refers to PASS testing in grades 3-5.)

