

# INDIAN LAND ELEMENTARY SCHOOL

*Built in 1998*

## QUICK FACTS 2016–2017

Grades: PK–5

Student Attendance Rate: 96.2%

Enrollment: 1,101

Capacity: 1,052

Female: 47.2%

Classrooms: 52

Male: 52.8%

Square Feet: 116,000



### TEACHING STAFF

Student/Teacher Ratio: **26.8:1**

Advanced Degrees: **57.1%**

National Board Certified: **6**

Attendance Rate: **94.8%**



### SPECIAL POPULATIONS

English Language Learners: **6.7%**

Free/Reduced Meal Percentage: **23.2%**

Disabled Learners: **12.4%**

Gifted and Talented: **11.9%**

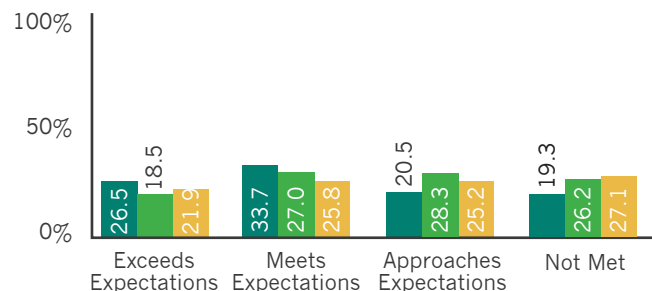


### DEMOGRAPHICS

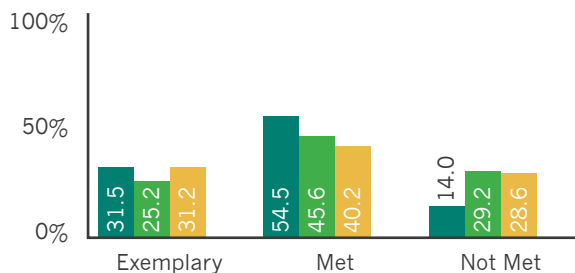
Caucasian: **80.5%**; African-American: **11.2%**; Hispanic: **0.8%**; Multi-Ethnic: **4.4%**; Asian: **2.5%**; Native Hawaiian/Pacific Islander: **0.1%**; Indian/Alaskan Native: **0.5%**

## SOUTH CAROLINA PALMETTO ASSESSMENT OF STATE STANDARDS (2017)

### Science

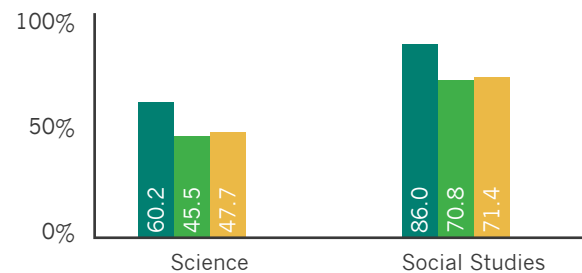


### Social Studies



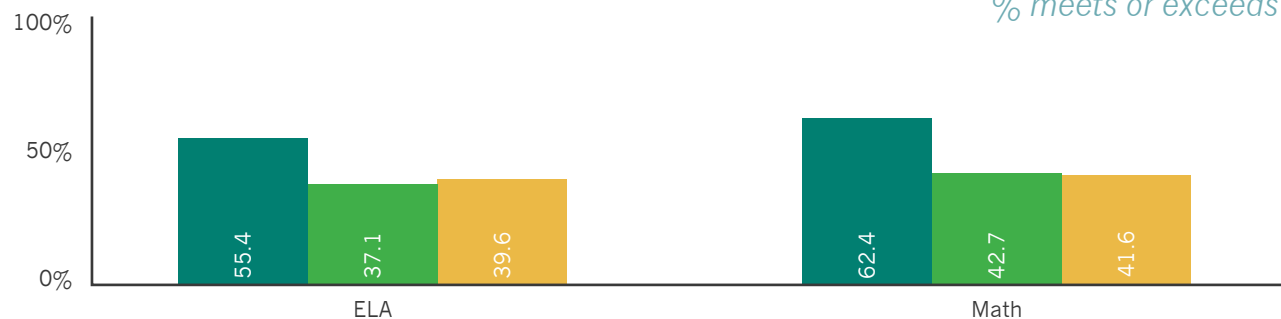
### Science & Social Studies

*% met or exemplary*

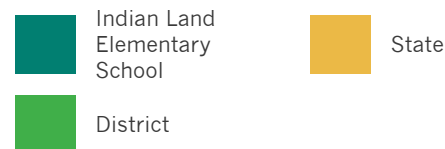


## SC READY (2017)

*% meets or exceeds*



### KEY



# INDIAN LAND ELEMENTARY SCHOOL

At Indian Land Elementary School, we are always working hard to Spearhead Success! Our ever-growing diverse student body, supportive parents, and generous community work as a team to produce positive results. Our school has been recognized by the State of South Carolina numerous times for academic excellence over the years. Our iLead leadership development program has grown to include about 40 percent of our fifth-grade class and has recruited numerous community volunteers to serve as mentors to our younger students. The business and faith-based community continue to rally around our school by providing in-kind donations and financial support for the school and our neediest students. Furthermore, a local retirement community fields several volunteers to serve as reading tutors. In addition to our wonderful community support, our students have access to a popular “Read and Ride” room, where students can grow as readers and exercise at the same time. Our positive learning outcomes serve as a reminder of the excellent effort all stakeholders in the Indian Land Elementary School learning community have put forth.

Our school believes “a variety of instructional strategies should be used to encourage students to reach their potential.” In the 2016-2017 school year, we served 1,101 students in Prekindergarten to Grade 5. Our school had a student to teacher ratio of 27:1 for core subjects, and approximately 57.1 percent of our faculty members had advanced degrees.

In 2017, Indian Land Elementary students exceeded the district and state averages on the South Carolina College- and Career-Ready (SC READY) assessments in both English and mathematics. Specifically, 55.4 percent of our students scored “Meets or Exceeds” in English (compared to a district average of 37.1 percent and a state average of 39.6 percent) and 62.4 percent of students reached the same level in mathematics (compared to a district average of 42.7 percent and a state average of 41.6 percent). In addition, Indian Land Elementary students exceeded the state averages for the SCPASS assessments in science and social studies in the 2016-2017 school year. Specifically, 60.2 percent of our students reached the “Met” or “Exemplary” standard in science (compared to a state average of 47.7 percent), while 86.0 percent reached the same level for social studies in the same year (compared to a state average of 71.4 percent).

Our school is proud of our tradition of academic excellence, but refuses to rest on our laurels, as we are always seeking ways to Spearhead Success! We analyze data as a Professional Learning Community and devise professional development opportunities to help learn best practices for maximizing student learning outcomes. We are always learning and are enthusiastic about our school and students’ bright futures!