



**School Summary Report
Lyman Elementary School
March 2017**

Dear Parents,

The School Improvement Council and the faculty and staff of Lyman Elementary School have prepared this Summary Report for you and the community members interested in our school. It is our belief that we are all stakeholders in the educational lives of every student at Lyman Elementary School. Through innovative and challenging educational experiences, we strive to meet the individual needs of our students. We appreciate your support and value your input. We encourage you to let us know of any questions or suggestions you may have concerning these activities.

This report provides you with important information related to the 2015-2016 school year. It lists activities and programs that have been implemented and some "highlights" from our last year. We have also included additional information listing our school's programs and opportunities for students.

We believe in setting high expectations and are proud of our students and their accomplishments. Working together, we will strive to continue to provide even greater opportunities for our students in the future. Thank you for the valuable part you play in this educational success.

**2016-2017 School Improvement Council
Lyman Elementary School**

Elected - Parent Members

Timothy Smith
Christopher Madden
Britany Hand

Elected - Teacher Members

Stacy Burrell (Chairman)
Summer Barbrey
Ashley Yarbrough



Appointed Community Members

Randy Ball
Jenn Madden

Ex-officio Members

Tim Henson, Principal
Amy Hayden, Assistant Principal

Our "Pride" Continues to Show at Lyman

Lyman Elementary opened its doors to students on August 19, 2008. Since then our students, teachers, parents, and community have been working together to make Lyman the best school it can be for every child that enters our doors.

Each school year brings many challenges, but it also brings many rewards. As you read this report you will see that we continue to accomplish much together here at Lyman. This report will allow you to read about how our pride continues to show.

We would like to report on our goals from this past year and what we will strive for in the future as we continue to "Show our Pride" in our school and with our school family.

The number one goal at Lyman Elementary will always be student achievement. This year we fully implemented all components of the Read to Succeed Act passed by our State Legislative body. This law mandates a one and one half hour uninterrupted English Language Arts block, a thirty minute writing block, and a minimum of thirty minutes of intervention per day. Our intervention block at Lyman is forty minutes as are our related arts periods. This law also mandates retention for students not reading on grade level by the end of 3rd grade. In addition to the Read to Succeed implementation, we also implemented a brand new English Language Arts curriculum in District Five. We have fully implemented this curriculum in K5 through 4th grade this year. This curriculum will be revised and updated over the summer and be ready for the second year of implementation during the next school year.

We continue to perform assessments on our students through the Fontas and Pinnell Benchmark System, running records, math benchmark tests, and Measures of Academic Progress (MAP) Testing. Also, a state assessment, SC Ready, was administered to our 3rd and 4th grade students in the spring of 2016 along with SC PASS in Science and Social Studies for our 4th grade students. These assessment measures allow us

to get a picture of our student's progress and meet their individual needs. We have included a breakdown of MAP, SC Ready, and PASS data at the end of this narrative. Please note that our boys and girls made significant growth from fall to spring on MAP and on the other standardized tests. Our school received an Excellent Absolute Performance Rating and an Excellent Growth Rating on our State Report Card. The Lyman faculty and staff will continue to work hard every day to better serve your students in meeting their academic needs. Because of the hard work of our students and teachers, our school has been awarded Palmetto Gold and Silver Awards for Absolute Performance and for Closing the Achievement Gap.

We provide many opportunities for student leadership and growth in areas other than academics. Some examples of student opportunities are: Pride Patrol, Flag Helpers, Chorus, Student Council, Terrific Kids, and several Service Learning Projects.

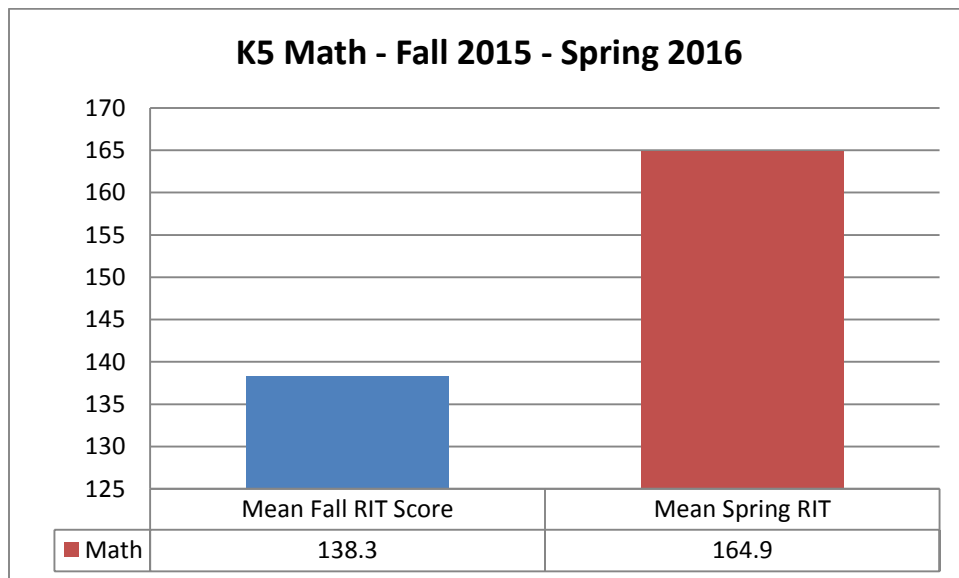
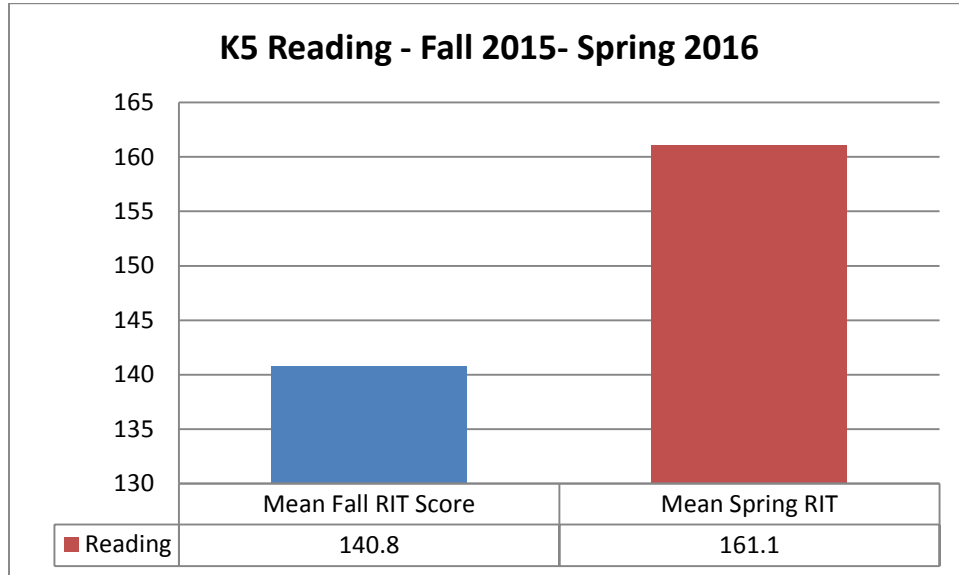
We are blessed to have outstanding parental support which offers a number of opportunities for families and the school to collaborate. For example, "Spirit Nights" at different restaurants in our area, Walk to School Day, our Holiday Program, our annual Evening with the Arts, Deck the Halls with Santa Claus, and our Spring Prowl Festival just to name a few. In the future, we will expand these opportunities and involve an even greater number of parents and community members.

Our goal is to be the best possible school we can be. We would be remiss if we did not thank everyone who works so hard to make this success possible. Thanks so much for your support as we move to set our sights on the future of our school and school community.

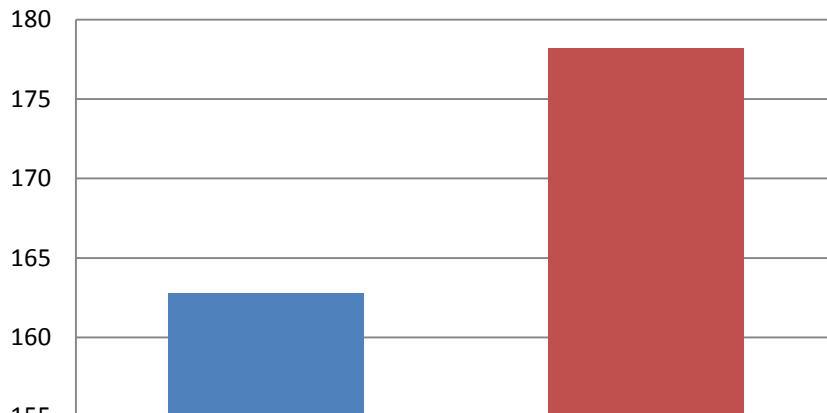
Thank you for helping to make Lyman Elementary the best school for every child every day.

Lyman Elementary SIC Committee

Test Data for the 2015-2016 School Year - MAP

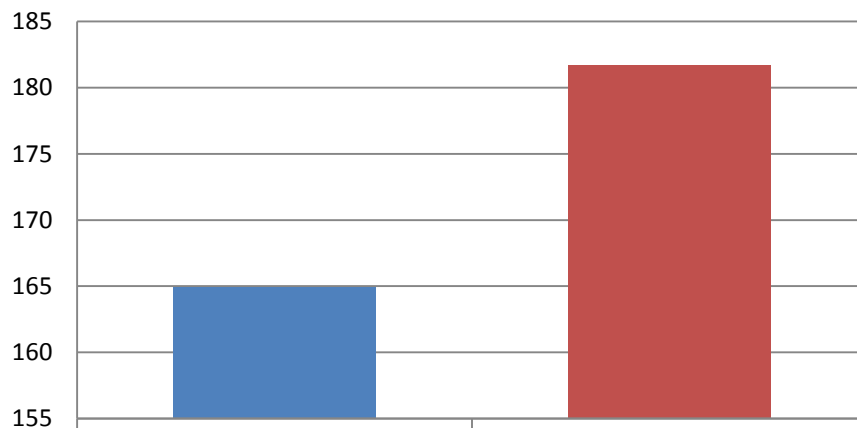


1st Grade Reading - Fall 2015 - Spring 2016


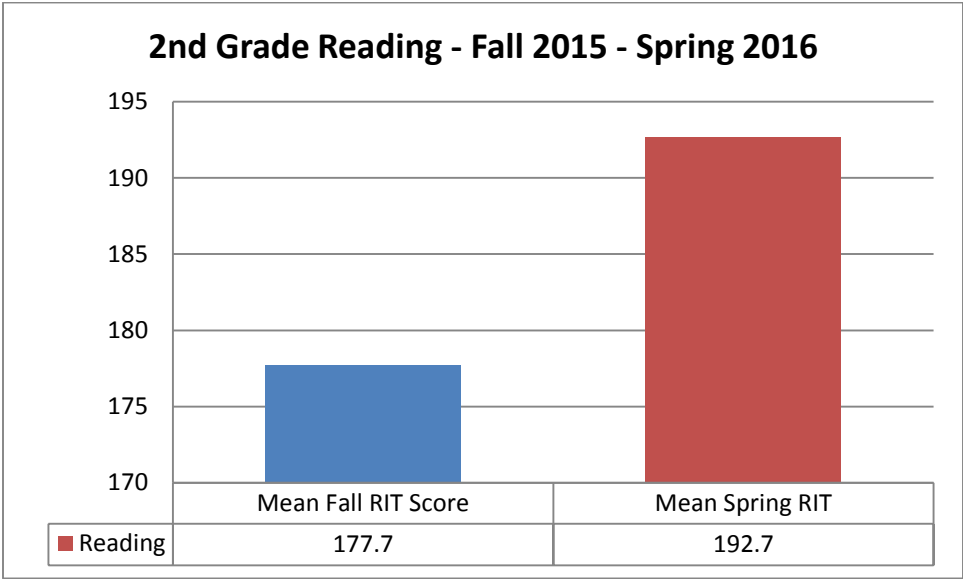


| | | |
|-----------|-------|-------|
| ■ Reading | 162.8 | 178.2 |
|-----------|-------|-------|

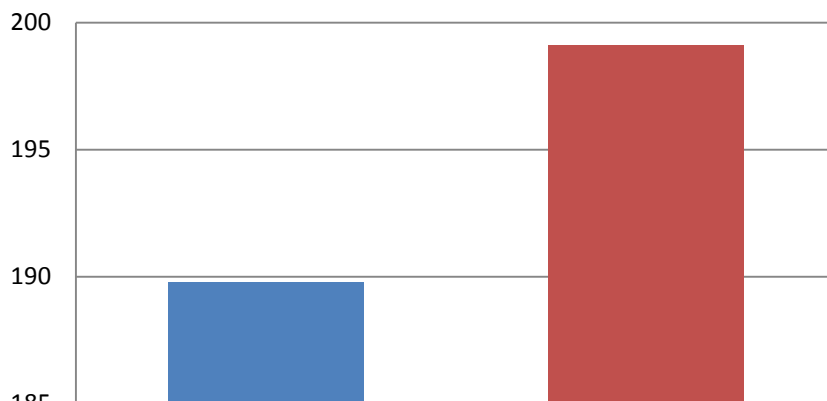
1st Grade Math - Fall 2015 - Spring 2016



| | | |
|--------|-------|-------|
| ■ Math | 164.9 | 181.7 |
|--------|-------|-------|

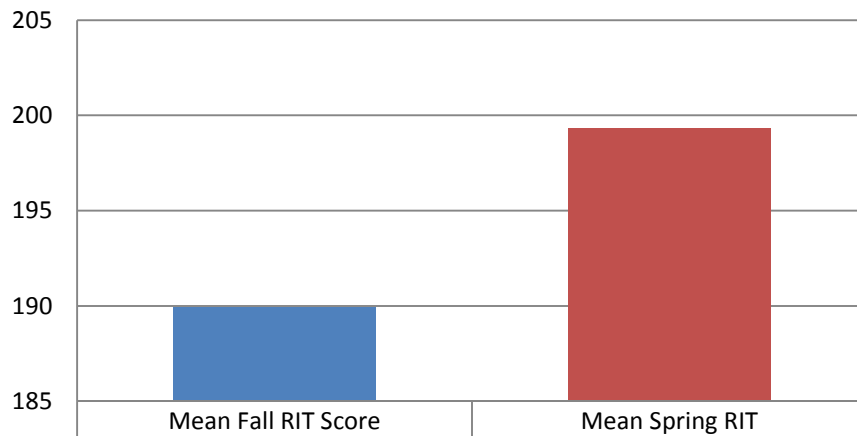


3rd Grade Reading - Fall 2015 - Spring 2016



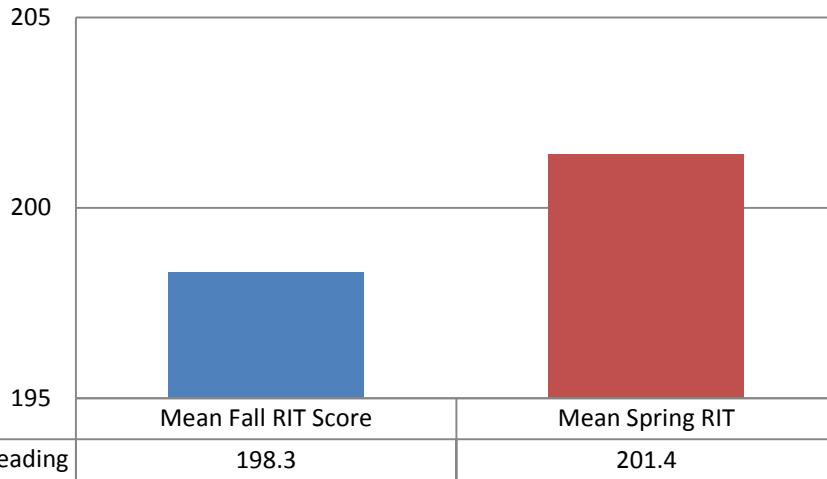
| | | |
|-----------|-------|-------|
| ■ Reading | 189.8 | 199.1 |
|-----------|-------|-------|

3rd Grade Math - Fall 2015 - Spring 2016

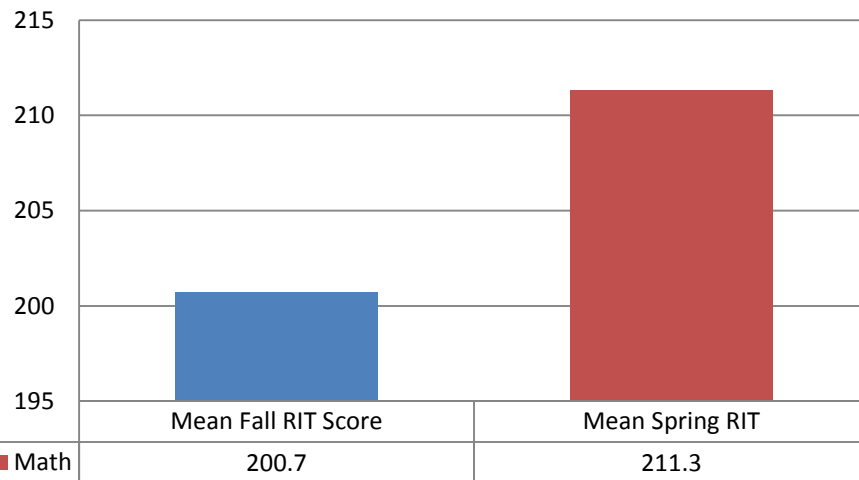


| | | |
|--------|-------|-------|
| ■ Math | 189.9 | 199.3 |
|--------|-------|-------|

4th Grade Reading - Fall 2015 - Spring 2016



4th Grade Math - Fall 2015 - Spring 2016



Test Data for the 2015-2016 School Year – SC Ready for 3rd and 4th grade and SC PASS for 4th grade

Lyman Elementary Scores by Grade Level

Column Legend

- | | |
|---|---|
| A) Number of Students tested | F) Percentage of Students Scoring “Meets or Exceeds” |
| B) Percentage of Students Scoring “Does Not Meet” | G) Percentage of Students Scoring “Approaches, Meets, or Exceeds” |
| C) Percentage of Students Scoring “Approaches” | H) Mean (Scale Score) for the total group of students |
| D) Percentage of Students Scoring “Meets” | I) Standard Deviation (Scale Score) for the total group of students |
| E) Percentage of Students Scoring “Exceeds” | |

| ELA | | | | | | | | | |
|-------|-----|------|------|------|------|------|------|--------|------|
| Grade | A | B | C | D | E | F | G | H | I |
| 3 | 125 | 21.6 | 40.8 | 26.4 | 11.2 | 37.6 | 78.4 | 1344.5 | 19.1 |
| 4 | 100 | 25.0 | 29.0 | 35.0 | 11.0 | 46.0 | 75.0 | 1444.5 | 19.5 |

Math

| Grade | A | B | C | D | E | F | G | H | I |
|-------|-----|------|------|------|------|------|------|--------|------|
| 3 | 125 | 16.8 | 26.4 | 39.2 | 17.6 | 56.8 | 83.2 | 1351.8 | 17.1 |
| 4 | 100 | 15.0 | 33.0 | 30.0 | 22.0 | 52.0 | 85.0 | 1452.8 | 17.6 |

Lyman Elementary Scores by Grade Level

Column Legend

A) Number of Students tested

E) Percentage of Students Scoring “Met” or “Exemplary”

B) Percentage of Students Scoring “Not Met”

F) Mean (Scale Score) for the total group of students

C) Percentage of Students Scoring “Met”

G) Standard Deviation (Scale Score) for the group of students

D) Percentage of Students Scoring “Exemplary”

| Social Studies | | | | | | | |
|----------------|-----|------|------|------|------|-------|------|
| Grade | A | B | C | D | E | F | G |
| 4 | 100 | 17.0 | 50.0 | 33.0 | 83.0 | 648.7 | 53.8 |
| Science | | | | | | | |
| Grade | A | B | C | D | E | F | G |
| 4 | 100 | 28.0 | 53.0 | 19.0 | 72.0 | 636.6 | 53.0 |

