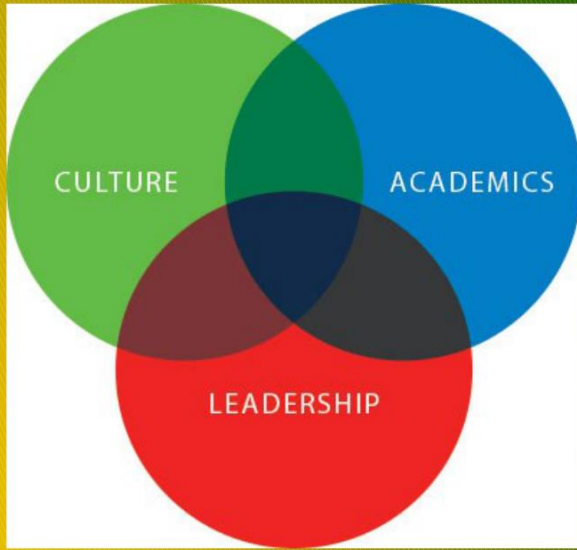




# Panther Pride



## Culture: Clubs

Action Teams

Lighthouse Team

Student Lighthouse Team

School-wide student leadership roles

Community Partnerships

Leadership:  
Daily LEAD Time

Service-Learning Projects

Annual Leadership Day Celebration

Academics:  
WIGS

Leadership notebooks

3i Lessons

Student-led conferences



## School Goals

- Increase parent engagement and participation in our SIC/PTO
- Increase student achievement to meet/exceed district/state averages on SC Ready in both Reading and Math
- Increase the number of students scoring at the 50<sup>th</sup> percentile or above on NWEA MAP Math and Reading Assessments
- Recruit and retain highly qualified staff
- Increase the percentage on our Climate Survey.



1025 Sea Island Parkway  
 St. Helena Island, South Carolina 29920  
 Phone: (843)838-0300  
 Fax: (843)838-0373

Website:  
<https://shes.beaufortschools.net/>  
 Facebook: @StHelenaElementary  
 Twitter: @SHESPanthers

# St. Helena Elementary School

“A Proud Title I School”

“A Leader in Me Lighthouse School”



## School Mission:

To empower students to lead, achieve, and succeed!

## School Vision:

Developing lifelong learners that lead in the community, succeed in school, and achieve their dreams.

*Dr. Tara Mack, Principal*

*Dr. Daffney Bing, Assistant Principal*

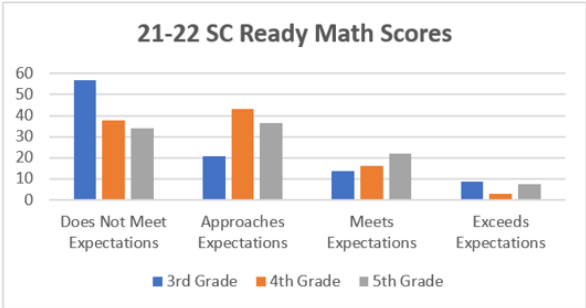
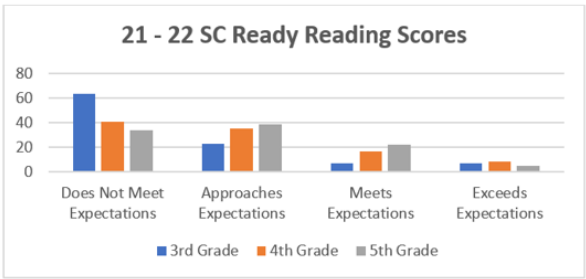
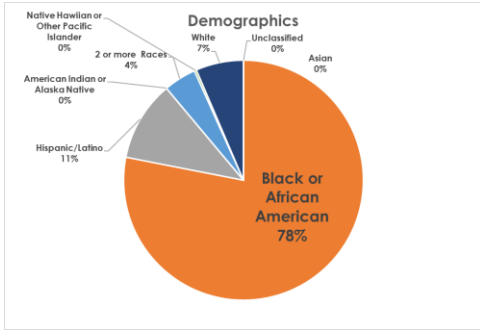


**Enrollment:**  
Pre-K through 5th Grade  
351 students



**Demographic Data:**  
351 Students

**Pupils in Poverty:**  
94.2%



## St. Helena Elementary School Data

GRADE LEVEL	TOTAL STUDENTS	TERM	3 OR MORE GRADE LEVELS BELOW	2 OR MORE GRADE LEVELS BELOW	1 GRADE LEVEL BELOW	EARLY ON GRADE LEVEL	MET OR ABOVE GRADE LEVEL
K	38	W	0%	0%	25%	45%	30%
1	61	W	0%	15%	64%	17%	16%
2	48	W	0%	3%	45%	47%	45%

GRADE LEVEL	TOTAL STUDENTS	TERM	NOT MET	APPROACHES	MEETS	EXCEEDS
3 <sup>RD</sup>	55	W	52% (28)	20% (11)	24% (13)	4% (2)
4 <sup>TH</sup>	55	W	56% (30)	20% (11)	16% (9)	7% (5)
5 <sup>TH</sup>	41	W	32% (13)	52% (21)	14% (6)	0% (0)

GRADE LEVEL	TOTAL STUDENTS	TERM	3 OR MORE GRADE LEVELS BELOW	2 OR MORE GRADE LEVELS BELOW	1 GRADE LEVEL BELOW	EARLY ON GRADE LEVEL	MET OR ABOVE GRADE LEVEL
K	38	W	0% (0)	0% (0)	53% (20)	22% (8)	24% (9)
1	61	W	0% (0)	0% (0)	75% (46)	7% (4)	18% (11)
2	48	W	0% (0)	35% (17)	58% (28)	4% (2)	2% (1)

GRADE LEVEL	TOTAL STUDENTS	TERM	NOT MET	APPROACHES	MEETS	EXCEEDS
3 <sup>RD</sup>	54	W	4% (2)	24% (13)	28% (15)	7% (4)
4 <sup>TH</sup>	55	W	44% (24)	30% (17)	16% (9)	7% (5)
5 <sup>TH</sup>	41	W	57% (23)	25% (10)	14% (6)	2% (1)

GRADE LEVEL	TOTAL STUDENTS	TERM	NOT MET	APPROACHES	MEETS	EXCEEDS
3 <sup>RD</sup>	54	S	29 (53.7%)	13 (24.1%)	11 (20.4%)	1 (1.7%)
4 <sup>TH</sup>	55	S	36 (65.5%)	10 (18.2%)	8 (14.5%)	1 (1.7%)
5 <sup>TH</sup>	42	S	17 (40.5%)	17 (40.2%)	5 (11.9%)	1 (2.3%)

GRADE LEVEL	TOTAL STUDENTS	TERM	NOT MET	APPROACHES	MEETS	EXCEEDS
3 <sup>RD</sup>	54	S	28 (51.9%)	18 (33.3%)	7 (13%)	1 (1.7%)
4 <sup>TH</sup>	55	S	24 (43.6%)	20 (36.4%)	6 (10.9%)	3 (5.5%)
5 <sup>TH</sup>	42	S	25 (59.5%)	13 (31%)	2 (4.8%)	2 (4.8%)

GRADE LEVEL	TOTAL STUDENTS	TERM	3 OR MORE GRADE LEVELS BELOW	2 OR MORE GRADE LEVELS BELOW	1 GRADE LEVEL BELOW	EARLY ON GRADE LEVEL	MET OR ABOVE GRADE LEVEL
K	38	F	0%	0%	11%	13%	3%
1	61	F	0%	1%	11%	7%	8%
2	48	F	0%	4%	4%	0%	7%

GRADE LEVEL	TOTAL STUDENTS	TERM	NOT MET	APPROACHES	MEETS	EXCEEDS
3 <sup>RD</sup>	56	F	54% (28)	28% (16)	14% (7)	2% (1)
4 <sup>TH</sup>	56	F	57% (32)	27% (15)	10% (6)	4% (2)
5 <sup>TH</sup>	41	F	38% (17)	48% (20)	13% (6)	2% (1)

GRADE LEVEL	TOTAL STUDENTS	TERM	3 OR MORE GRADE LEVELS BELOW	2 OR MORE GRADE LEVELS BELOW	1 GRADE LEVEL BELOW	EARLY ON GRADE LEVEL	MET OR ABOVE GRADE LEVEL
K	38	F	0%	0%	17%	3%	0%
1	61	F	0%	2%	47%	2%	2%
2	48	F	0%	5%	4%	2%	0%

GRADE LEVEL	TOTAL STUDENTS	TERM	NOT MET	APPROACHES	MEETS	EXCEEDS
3 <sup>RD</sup>	51	F	45% (23)	27% (14)	24% (12)	4% (2)
4 <sup>TH</sup>	51	F	57% (29)	27% (14)	11% (6)	2% (1)
5 <sup>TH</sup>	41	F	45% (16)	20% (7)	15% (6)	0% (0)

**MTSS/ RTI:**

- SPED: 17%
- MTSS: 47%



**Panther Staff:**

- 54 Staff Members
- 21 Grade level teachers
- 3 Instructional Coaches
- 3 Full Time Lit Interventionists
- .5 Lit Teachers (2)
- 1 Counselor
- 1 Social Worker
- MTSS Coordinator
- Gifted/Talented Lead
- 1 BMS/1 BI

Big Rocks:



Improve Tier 1 Instruction



Increase Student Engagement