

## Bluffton High School Goals

### I. Curricular Initiatives:

6-12 Collaboration & Coordination,  
Building-wide Writing Plan, Like-Course  
Teaming, Like-Gender Offerings, & Test  
Preparation initiatives

### II. Scheduling Initiatives:

Increased Instructional Time Options

### III. Assessment Initiative:

ACT Explore, Plan, WorkKeys, ACT &  
Plan Practice Tests, ACT, Unit & Term  
Common Assessments

### IV. Remediation, Reinforcement, & Recovery Initiatives:

Summer School Credit Recovery & Bridge  
Programming, ELT Remediation & Bridge  
Programming, 8+ Plan

### V. Professional Development Initiatives:

ACT Writing, Curricular Mapping,  
Common Assessments, Data Disaggregation  
& Utilization, Best Instructional Practices

## Bluffton High School SIC Members

Mark Dievendorf - *Principal*  
Bobby Collar - *President*  
Laura Gottardo - *Vice President*  
Vicki Ratzel - *Secretary*  
Michelle Morris - *Teacher*  
Jessica Phillips – *Teacher of the Year*  
Ms. Ortega – *PTSCO President*  
John Ortega - *2010-11 President*  
Katie Ryan – *Student*  
Christopher Ratzel - *Student*  
Mary Miller – *Appointee*  
Nate Pringle – *Appointee*

### *A message from the Principal, Mr. Dievendorf:*

*On behalf of the Bluffton High School staff, students, and School Improvement Council, we take pride in providing this informational “menu” that includes a smorgasbord of academic achievement and data. This wonderful profile of our school has been prepared with care by our SIC for your convenience. Enjoy!*  
*Mark Dievendorf, Principal*

### **Purpose of the Report**

“This report is issued by the Bluffton High School Improvement Council in accordance with South Carolina law to share information on the school’s progress in meeting various goals and objectives, the work of the SIC and other accomplishments during the school year.”

## Bluffton High School

## Annual School Improvement Council

## “Report to the Parents” 2011-2012



12 HE McCracken Circle,  
Bluffton, SC 29910  
(843)706-8800

<http://blh.beaufort.k12.sc.us/>

### **Mission Statement:**

Bluffton High School is committed to assuring that all students acquire the knowledge and skills necessary to live as productive and informed citizens in an ever-changing society.



# Bobcat Cafe

Serving the finest since 2004

Today's Specials

Main Course  
South Carolina HSAP Results  
Comparative data from 2009-2011

Created by Lindsey Skritch  
lindsey.skritch@beaufort.k12.sc.us

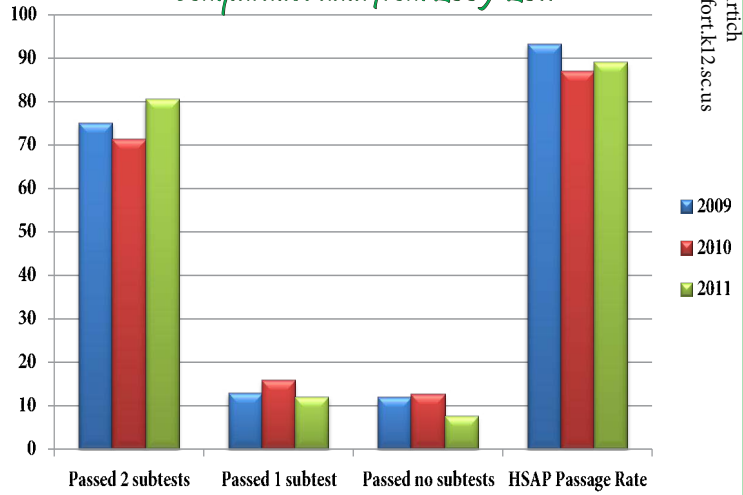
## End of Course Exams

EOC Test	2008-2009	2009-2010	2010-2011*
Algebra 1/Math Tech 2	71.2%	76.4%	80.5%
Biology 1 / Applied Biology 2	n/a	n/a	77.2%
English 1	63.3%	75.3%	72.5%
Physical Science	55.4%	58.2%	38.3%
U.S. History and the Constitution	39.7%	47.6%	48.0%

\*Combined with McCracken

Number of students tested	2008-2009	2009-2010	2010-2011*
Algebra 1/Math Tech 2	278	322	573
Biology 1 / Applied Biology 2	0	0	530
English 1	316	421	437
Physical Science	361	488	298
U.S. History and the Constitution	340	330	331

\*Combined with McCracken



## Desserts

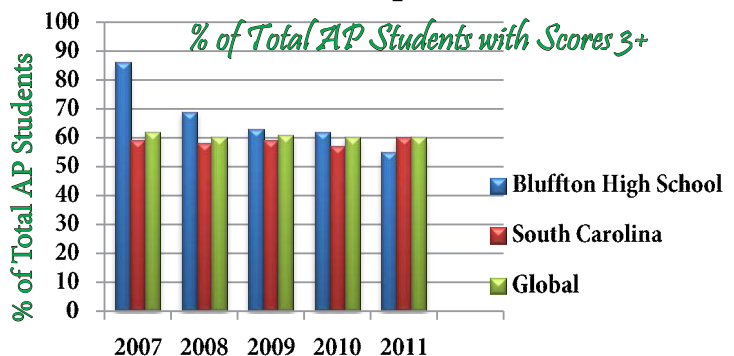


### Advanced Placement Tests

Five Year Comparison	2007	2008	2009	2010	2011
Total AP Students	110	129	203	254	237
Number of Exams	148	163	275	418	394
AP students with scores 3+	95	89	128	158	131
% of total AP students with Scores 3+	86.4	69.0	63.1	62.2	55.3

2011 AP Scholars: 57, average score: 3.52

### SC and Global Comparison- AP Scores



## Appetizers

### SAT:

Improvement shown over 3 yrs

226 Students tested.....	UP	51
Critical Reading 470.....	UP	22
Mathematics 475.....	UP	19
Writing 450.....	UP	21

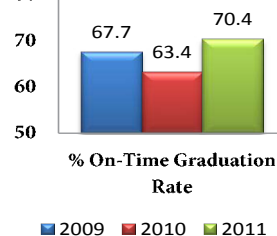
### ACT:

120 Students tested.....	UP	25
English : BLHS 19.2, BCSD 19.6, SC, 19.4		
Mathematics: BLHS 20.5, BCSD 20.4, SC, 20.3		
Reading: BLHS 20.0, BCSD 20.1, SC, 20.3		
Science : BLHS 20.3, BCSD 20.0, SC, 20.1		
Composite 20.1, BCSD 20.1 SC, 20.1		

## Side Orders

# of diplomas handed out versus # of students:

- 2011: 285/405
- 2010: 287/453
- 2009: 222/328



2011 America's Best High Schools, top 4% of nation's 40,000 high schools selected.

### Senior Survey Climate Results Compared to 2010

I feel safe at school.....	93% UP	12%
My teachers encourage me to do well in class..	87% UP	12%
I am treated with respect by my teachers.....	83% UP	13%
I think BLHS is a good school.....	86% UP	16%
Staff are understanding when I have personal problems.....	77% UP	15%
There is an adult/staff person I can go to if I have a problem....	83% UP	15%
I typically look forward to coming to school.....	78% UP	17%