

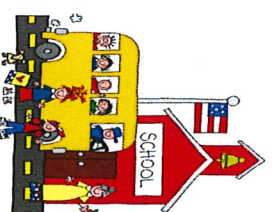
## 2018-19 Initiatives

- Obtain Board Approval to pursue an Engineering theme
- Obtain community support for renaming the school "Esau Jenkins Elementary School of Engineering"
- Increase marketing of school programs in the attendance zone
- Work with local businesses to fund STEM Lab through Creative Learning Labs Inc.
- Support all efforts of faculty and staff in pursuance of academic excellence for all students

## SIC Report to Parents

2017-18

Mt. Zion Elementary School

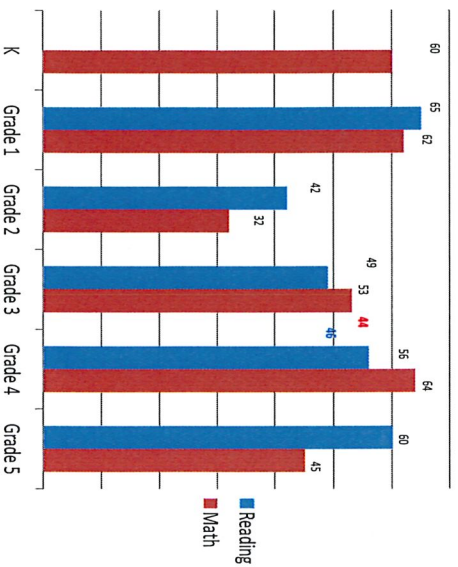


MZE School Improvement Council 2017-18

### Members:

Yvonne Johnstone, Chair  
Kimberly LaBoard, Co Chair  
Deborah Fordham, Principal  
Cornetta Sams, Secretary  
James Parlor  
Yadira Torres  
Sheena Grant  
Casey Sullivan

MAP Data (Fall to Winter 2017)  
Percent of students at or above the 41st percentile



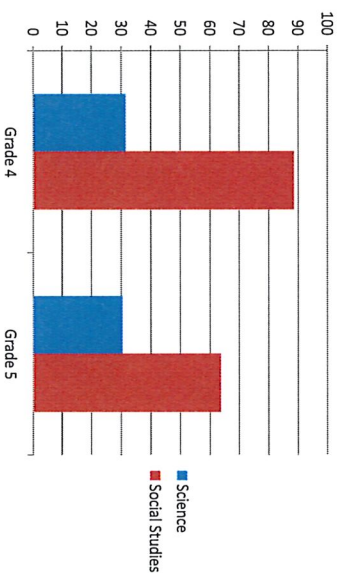
**MAP** or *Measures of Academic Progress* is a computer based test administered three times each year in reading and math. It is based on national norms, which means that our students are measured with other students at their level across the nation.

It provides teachers information on student progress at defined points each fall, winter and spring.

Parent conferences are held to inform parents about their child's progress, and students and teachers use this data to set goals for growth.

## Spring 2017 PASS Data

Percent of Students scoring Met and Above



The PASS Test or Palmetto Assessment of State Standards is given every spring. Fourth and fifth grade students are assessed in the areas of science and social studies.

### Performance Levels / Science

**Exceeds Expectations**—The student exceeds expectations as defined by grade level standards and considered to be well prepared for the next grade.

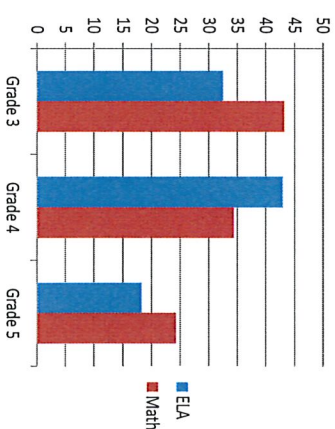
**Meets Expectations**—The student meets expectations as defined by grade level standards and is prepared for the next grade.

**Approaches Expectations**—The student approaches expectations as defined by the grade level standards and needs additional academic support in order to be prepared for the next grade.

**Does Not Meet Expectations**—The student does not meet expectations as defined by the grade level standards and needs substantial support to be prepared for the next grade.

Performance Levels / Studies Social  
*Exemplary / Met / Not Met*

Spring 2017 SC Ready  
Percent of Students scoring Exceeds and Meets



The **SC Ready Test** is given every spring to third, fourth, and fifth grade students in ELA (reading, writing) and math.

### Performance levels:

**Exceeds Expectations**—The student exceeds expectations as defined by the grade level standards

**Meets Expectations**—The student meets expectations as defined by the grade level standards.

**Approaches Expectations**—The student approaches expectations as defined by grade level standards

**Does Not Meet Expectations**—The student does not meet expectations as defined by the grade level standards