

Gloverville Elementary School

Home of the Shooting Stars



114 GLORIA RUSH CIRCLE
GLOVERVILLE, SC 29828
803-593-7280
www.acpsd.net/GLES

Nathan Lobaugh—Principal
Peggy Coleman—Assistant Principal

2021-2022

SCHOOL SUMMARY REPORT

School Improvement Council

Our School Improvement Council plays a key role in the education of our children, bringing together parents, educators, and community stakeholders to work collectively to improve Gloverville Elementary School.

"Cultivating Future Ready Students and Leaders"

G - guarantee high expectations through rigor, relevance, & relationships

E - every student prepared to be college and career ready

S - striving to become leaders in a global society

PTO Contributions

Our active PTO supports us throughout the year. They are involved in many projects to support our faculty, staff, and students.

- Teacher Appreciation Week
- Fun/Field Day
- Supplemental Instructional Programs
- Classroom Supplies

A Gloverville PTO Tradition

The 2021-2022 Valentine Court Fundraiser totaled over \$15,000! Valentine Court funds provide many things for our students. PTO plans to use money raised to purchase classroom bookshelves and provide student incentives.



We are a Title I school with an enrollment of 317 students.



2021-2022 SIC Members

Chair
Candis Moyer

Parent Representatives
Christine Escalante
Pastor Eder Herrera
Jason Smith

Teacher Representatives
Susan McCord
Rita Walden

Community Members
Sara Rooney
Christy Spradley
Tamara Feagin

Ex. Officio Members
Nathan Lobaugh
Peggy Coleman
Jeanine Scott

Gloverville Community Involvement

Covid-19 safety guidelines and restrictions impacted community outreach and community involvement opportunities this 2021-2022 school year. However, GES staff and students did participate in the following efforts to support our local community:

- United Way Campaign
- Jump Rope for Heart
- Fundraising for Valley Empty Stocking Fund
- Backpack Blessings
- Free breakfast and lunch daily for students
- Healthy Snacks Grant
- Our Lady of the Valley Food Drive
- Red Ribbon Week
- Month of the Military Child
- Pink Out for Breast Cancer Awareness
- Read Across America
- Aiken County Animal Shelter Food Drive
- Be a Bunny Baskets for Seniors
- Veteran Hygiene Drive
- March of Dimes


South Carolina School Report Card Data

Overall Student Performance


SC Ready English Language Arts and Mathematics

English Language Arts (Reading and Writing) - [Percent Met or Exceeding](#)


School 44.4% (60 / 135)



District 38.0% (3651 / 9605)




State 42.6% (128425 / 301118)




Mathematics - [Percent Met or Exceeding](#)


School 43.0% (58 / 135)



District 31.0% (2977 / 9616)



State 37.3% (112523 / 301914)



2021-2022 District Benchmark School Data

3rd - 5th Grade ELA - 35.1% currently meet or exceed standards

3rd - 5th Grade Math - 40.4% currently meet or exceed standards

2021-2022 MAP Grade Level Data

Spring MAP Data					
Reading	Grade	Does Not Meet	Approaches	Meet	Exceeds
	1	27%	15%	17%	41%
	2	38%	25%	20%	18%
	3	28%	18%	24%	20%
	4	24%	16%	41%	18%
	5	32%	20%	29%	20%

Spring MAP Data					
Math	Grade	Does Not Meet	Approaches	Meet	Exceeds
	1	25%	32%	24%	20%
	2	35%	10%	38%	18%
	3	38%	28%	24%	10%
	4	24%	39%	24%	12%
	5	45%	27%	16%	12%

To access the complete SC School Report Card information, please visit the link below:

<https://screportcards.com/overview/?q=eT0yMDIxJnQ9RSZzaWQ9MDIwMTAyOQ>

Note on missing data: On March 26, 2021, the U.S. Department of Education [waived federal accountability requirements](#) and [granted flexibility in administering assessments](#) due to COVID-19. The results displayed within this report card should not be compared to those of other years due to the testing limitations as a result of the pandemic. In addition, these results may be incomplete and may not be representative of the make-up of the State, district, or school population.

School Renewal Plan Areas of Focus

- Increase the percentage of students scoring at the meets or exceeds level in ELA and Math.
- 100% of all teachers and administrators will utilize a learning management system (LMS).
- Maintain a 90% satisfaction rating of the school's stakeholders with the learning environment, social and physical environment, and home-school relations as measured by agree and strongly agree responses on the State Report Card Survey and District Stakeholder Survey.



We are a Title I school with an enrollment of 317 students.