

Gloverville Elementary School

Home of the Shooting Stars

2022-2023

SCHOOL SUMMARY REPORT



Nathan Lobaugh—Principal

Kristle Golden—Assistant Principal

114 GLORIA RUSH CIRCLE
GLOVERVILLE, SC 29828
803-593-7280
www.acpsd.net/GLES

“Cultivating Future Ready
Students and Leaders”

School Improvement Council

Our School Improvement Council plays a key role in the education of our children, bringing together parents, educators, and community stakeholders to work collectively to improve Gloverville Elementary School.

G - guarantee high expectations through rigor, relevance, & relationships

E - every student prepared to be college and career ready

S - striving to become leaders in a global society

2022-2023 SIC Members

Chair

Candis Moyer

Parent Representatives

Christine Escalante
Pastor Eder Herrera
Alonzo Scott

Teacher Representatives

Susan McCord
Rita Walden

Community Members

Penny Goggans
Christy Spradley
Tamara Feagin

Ex. Officio Members

Nathan Lobaugh
Kristle Golden
Jeanine Scott
Sara Rooney



PTO Contributions

Our active PTO supports us throughout the year. They are involved in many projects to support our faculty, staff, and students including:

- Teacher Appreciation Week
- Class field trips
- Daddy/Daughter Dance
- Mother/Son Night
- Fun/Field Day
- Supplemental Instructional Programs
- Classroom Supplies

A Gloverville PTO Tradition

The 2022-23 Valentine Court Fund-raiser totaled over \$25,000! Valentine Court funds provide many things for our students. PTO plans to use money raised to purchase classroom books, a personalized rug for the entrance, furniture for the lobby, bulletin boards and provide student incentives.

Community Involvement

Our school is dedicated to helping meet the needs of our local community. Students and staff participated in various community outreach and community involvement opportunities throughout the 2022-2023 school year.

- United Way Campaign
- Jump Rope for Heart
- Fundraising for Valley Empty Stocking Fund
- Backpack Blessings
- Free breakfast and lunch daily for students
- Healthy Snacks Grant
- Our Lady of the Valley food drive
- Sock drive for local homeless shelters
- Red Ribbon Week
- Month of the Military Child
- Pink Out for Breast Cancer Awareness
- Read Across America
- Aiken County Animal Shelter food drive
- Be a Bunny Baskets for Seniors
- Veteran hygiene drive
- March of Dimes Campaign



We are a Title I school with an enrollment of 329 students.

South Carolina School Report Card Data

Overall Student Performance


SC Ready English Language Arts and Mathematics

English Language Arts (Reading and Writing) - [Percent Met or Exceeding](#)


School 55.1% (76 / 138)



District 42.8% (4116 / 9626)




State 46.6% (160707 / 344866)




Mathematics - [Percent Met or Exceeding](#)


School 47.1% (65 / 138)



District 31.8% (3061 / 9626)



State 38.9% (134048 / 344866)



School Renewal Plan Areas of Focus Through 2027

- Increase the percentage of students scoring at the meets or exceeds level in ELA and Math.
- 100% of all teachers and administrators will utilize a learning management system (LMS).
- Maintain a 90% satisfaction rating of the school's stakeholders with the learning environment, social and physical environment, and home-school relations as measured by agree and strongly agree responses on the State Report Card Survey and District Stakeholder Survey.

2022-23 Fastbridge Data (Kindergarten)

Kindergarten Grade (Fastbridge)				
Reading	Does Not Meet	Approaches	Meet	Exceeds
Fall	44% (24)	7% (4)	36% (20)	13% (7)
Winter	44% (25)	9% (5)	40% (23)	7% (4)
Spring	19% (11)	21% (12)	53% (30)	7% (4)

2022-23 MAP Grade Level Data

MAP Data													
Reading	Grade	Does Not Meet			Approaches			Meet			Exceeds		
		F	W	S	F	W	S	F	W	S	F	W	S
		1	27%	23%	20%	47%	36%	34%	16%	20%	18%	11%	20%
2	14%	14%	19%	31%	30%	21%	30%	35%	37%	25%	32%	23%	
3	19%	14%	14%	45%	37%	43%	24%	21%	25%	12%	19%	18%	
4	14%	7%	15%	42%	45%	40%	22%	27%	27%	22%	22%	19%	
5	8%	8%	6%	25%	36%	31%	38%	22%	35%	29%	34%	37%	

MAP Data													
Math	Grade	Does Not Meet			Approaches			Meet			Exceeds		
		F	W	S	F	W	S	F	W	S	F	W	S
		1	29%	24%	22%	42%	33%	42%	18%	24%	24%	11%	18%
2	16%	19%	16%	30%	19%	14%	32%	37%	16%	23%	26%	53%	
3	19%	7%	11%	45%	52%	55%	24%	26%	30%	12%	14%	14%	
4	20%	17%	23%	46%	42%	50%	18%	37%	23%	16%	4%	4%	
5	13%	12%	10%	47%	46%	38%	23%	32%	38%	17%	10%	15%	



To access the complete SC School Report Card information, please visit the link below:

<https://screportcards.com/overview/?q=eT0yMDIyJnQ9RSZzaWQ9MDIwMTAyOQ>

We are a Title I school with an enrollment of 329 students.