

Positive Behavior Support Program

PBIS is an approach schools can use to improve school safety and promote positive behavior. It also helps schools decide how to respond to a child who misbehaves.

At its heart, PBIS calls on schools to teach kids about behavior, just as they would teach about any other subject—like reading or math. PBIS recognizes that kids can only meet behavior expectations if they know what the expectations are. A hallmark of a school using PBIS is that everyone knows what's appropriate behavior. Throughout the school day—in class, at lunch and on the bus—kids understand what's expected of them.

PBIS has a few important guiding principles:

- Every child can learn proper behavior.
- Stepping in early can prevent more serious behavior problems.
- Each child is different and schools need to provide many kinds of behavior support.
- How schools teach behavior should be based on research and science.
- Following a child's behavioral progress is important.

Schools must gather and use data to make decisions about behavior problems.



@GreendaleElem

505 South Boundary Avenue
New Ellenton, SC 29809
Phone - 803.652.8170
Fax - 803.652.8173
<http://acps.schoolfusion.us>

Purpose Statement

Mission:

The mission of Greendale Elementary is to develop safe, respectful, and responsible citizens who strive to reach their highest academic potential, and become positive contributors to society.

Vision:

Create a nurturing learning community where excellence is expected of everyone.

2020-2021 Members of the School Improvement Council

Caroline Barker -Principal
Lydia Bon -Assistant Principal
Carrie Myers -Secretary
Debbie Thomas - Teacher
Dee Johnson - Teacher
Jimmy Clark-Teacher
Jessica Knight -Parent
Tara Alexander - Parent
Lani Snug-SIC Chair Person
Regina Hackett - Community Member

The Greendale Elementary School Improvement Council meets monthly. Any interested parents and community members are invited to attend. School Improvement Council meetings are announced via the school robo call and on our school website.

Greendale Elementary



Spring 2022 Annual Report to Parents

The purpose of this report is to inform community members and parents of the accomplishments and goals of the GES School Improvement Council. Included you will find test scores, awards, and programs offered at our school.

Caroline Barker,
Principal

Lydia Bon
Assistant Principal

GREENDALE ELEMENTARY SCHOOL

Statistics

Student Enrollment:	366
Number of Certified Staff:	36
Number of Advanced Degrees:	7

School Renewal Plan Goals 2022-2023

By Spring of 2023 Greendale Elementary will increase the percentage of third graders performing on or above grade level determined by SC Ready by 10%.

By Spring of 2023, Greendale Elementary will reduce the number of K-1 readers scoring in the low risk range from 40% to 20% as measured by FastBridge.

2022-2023 Teacher of the Year

Ashley Davis

2022- 2023 Support Staff Member of the Year

Carrie Myers

Outstanding Programs

- Fall Festival
- Santa's Books for kids
- Gifted & Talented Program
- Computer Lab
- Fitness Club
- Spelling Bee
- Book Fair
- Golden Harvest-Backpack Program
- United Way
- Weekly Newsletter
- Red Ribbon Week
- BoxTops for Education
- Rural Health Services Mobile Unit
- Field Day
- Jump Rope for Heart
- After School Tutoring
- Second Step Bullying Prevention Program/Bully Night
- Video Morning News Show
- Read 180 / System 44 classes
- Fountas and Pinnell Intervention System
- Father Daughter Dance
- Muffins for Mom & Donuts for Dad
- Accelerated Reader
- Real Men Read

Community Partnerships


- ◆ JDubZZ
- ◆ Cedar Creek Women's Club
- ◆ Publix
- ◆ Aiken Sunrise Rotary Club
- ◆ Good News Club
- ◆ Talatha Church
- ◆ Kjays

Test Scores


SC Ready English Language Arts and Mathematics

English Language Arts (Reading and Writing) - Percent Met or Exceeding

School 34.8% (55 / 158)



District 42.4% (4586 / 10823)




State 45.4% (159686 / 351481)




Mathematics - Percent Met or Exceeding

School 25.3% (40 / 158)



District 40.8% (4412 / 10824)



State 45.1% (158655 / 351479)

