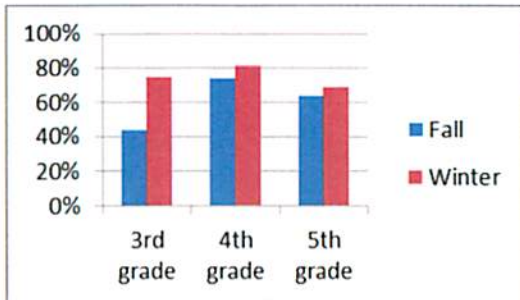
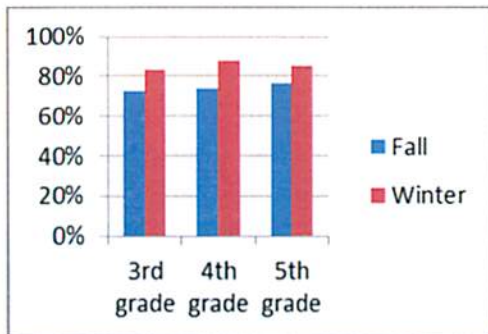


We have used Measures of Academic Progress (MAP) to track growth over the course of the year. The following graph shows the percentage of students scoring Met or Above on the fall and winter testing.

MAP Math Scores 2012-2013



MAP Reading Scores 2012-2013



Accomplishments and Academic Activities

- Absolute Rating of GOOD on State Report Card
- ESEA Grade of 96.1 (A)
- Two Nationally Board Certified Teachers
- 54 students inducted into Junior Beta Club
- Business Partners with Bi-Lo Corporation and Macedonia Baptist Church
- Technology Lab used for remedial and enrichment opportunities for students
- Recognized by the Good Samaritans for All People Organization for Annual Food Drive
- Collaborated with local military serviceman to provide an informative Veteran's Day Program
- Provided Parenting Workshops and other support for families, including a Family Math Night
- Continued the Eagle Cadet Program which focused on Service Learning and Character Building for our Fifth Grade Students
- Purchased 60 Nooks and a Netbook lab
- Reading Interventionists worked with our students to improve reading skills
- Targeted students received extra assistance in Focus Groups 3 days a week
- A Math Interventionist worked with our 3rd grade students
- Students had the opportunity to participate in an after-school Mad Science club
- Students participate in morning Nook Clubs
- AIMS Math Workshop for our teachers
- Participated in the Literacy Matters initiative through the State Department

Report To The Parents 2012-2013

Brockington Elementary Magnet School
for Science and Technology
413 Brockington Road
Darlington, SC 29532
843-398-5095
AllisonB@darlington.k12.sc.us
Bes.dcsdschools.org



Building Educated Minds Successfully

Allison Baker, Principal

Brockington Elementary School Improvement Council
 Jill Rogers, Chairperson
 Genita Johnson, Teacher and Parent
 Jennifer Byrd, Parent
 Judy Dennis, Parent
 Missy McKnight, Parent
 Cheryl Dubose, Parent
 Scott Bryant, Parent
 Jessica Hatcher, Teacher
 Alma Harris, Community Member
 Allison Baker, Ex Officio

SIC Members can be contacted through the school office at

Brockington Elementary Magnet School for Science and Technology strives as a school community to improve each year. Through collaboration and hard work, our collective community meets success. Through our efforts, we strive to fulfill our mission to *"Build Educated Minds Successfully for Students and Teachers!"* This Report to Parents summarizes the success we have realized over the course of the 2012-2013 school year.

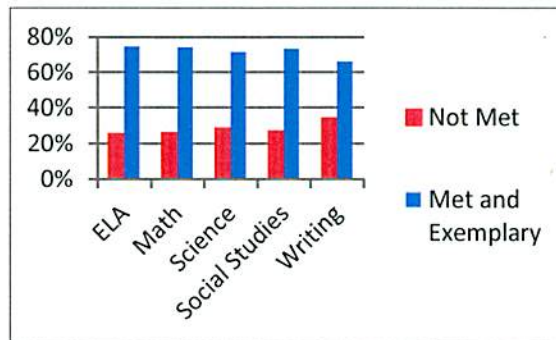
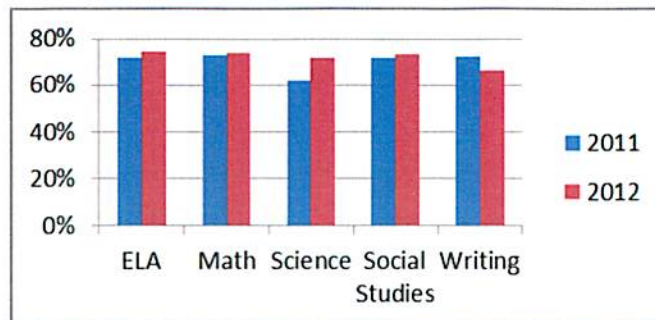
Demographic Information

Brockington Elementary Magnet School for Science and Technology is a part of the Darlington County School District, and is located just outside the Darlington city limits. Brockington presently serves students in grades three through five. Prior to 2006-2007, the school served grades 4-6, and this changed when a new middle school was built. The magnet school component made its debut during the 2001-2002 school year. While Brockington continues to serve the students for which it is zoned, parents in the Darlington area may submit an application for their children to attend BES as magnet students. The total enrollment for the 2012-2013 school year averages 400 students. The ethnic makeup of the school is 54% African - American, 41.2% Caucasian, and 5% other. Brockington is a Title I site and 77.6% of our students receive free or reduced-price lunch.

PASS Testing Information

Since the implementation of PASS in 2009, Brockington has consistently made incremental growth maintaining an Average Absolute Growth Rating. Fortunately, in 2012, BES made the leap to achieve an Absolute Rating of Good. Out of 139 SC schools that are comparable to Brockington, the school is one of only 30 that has achieved at this distinguished level.

Met and Exemplary PASS Scores for 2012-2013 Subtests



The chart above shows that Brockington had a higher percentage of students scoring "Met" and "Exemplary" collectively on all 5 subtests.

ESEA Waiver Results

In July 2012, the South Carolina Department of Education was granted a waiver from several requirements of the Elementary and Secondary Education Act. The following shows how Brockington students performed on the 2012 Palmetto Assessment of State Standards (PASS) for each subtest according to the ESEA Criteria.

	Total Number of Objectives	Points Earned Per Objective	Grade
English Language Arts	7	6.9	98.57 (A)
Mathematics	7	6.6	94.29 (A)
Science	7	5.6	80.0 (B)
Social Studies	7	6.4	91.43 (A)
ELA Percent Tested	7	7	100 (A)
Math Percent Tested	7	7	100 (A)
Overall Results			96.1 (A)

Brockington earned an overall score of 96.1 which is a grade of A. This score distinguished Brockington as the second highest scoring elementary school in Darlington County, and the highest scoring school that receives Title I support. Unfortunately, Brockington had notable achievement gaps between three subgroups and their specific counterparts. Disabled students' scores for each subtest were compared to non-disabled student scores. Those students that received subsidized meals were compared to those students that pay full-price for lunch. Although the gap is closing between the scores on subtests for African-American and Caucasian students, the numerical difference of approximately 30 points was averaged with the discrepancies seen in Subsidized Meals and Disabilities. The overall point discrepancies were significant, so Brockington has been identified as a Focus School for 2012-2013 and 2013-2014. The instructional team at Brockington has actively sought ways to combat the achievement gaps that existed in the 2012 scores.