

Flowerstown Elementary REPORT to the PARENTS

20 King Charles Circle, Summerville, SC 29485
2022-2023

The purpose of the Report:



This report is issued by the FES School Improvement Council in accordance with South Carolina law to share information on the school's progress in meeting various goals and objectives, the work of the SIC, and other accomplishments during the school year. Please do not hesitate to contact FES if you have questions regarding SIC.

SIC Members

Principal: Carey Hodge

Assistant Principal: Michelle Pruitt

Assistant Principal: Charles Sanders

Title I/Secretary: Jessica Farnsworth

SIC Chair/Parent: Mallory Shattuck

Parent: Caprice Walker

Parent: Crystal Elliott

Parent: Lisa Stasiek

Parent: Tracy Church

Parent: Kimberly Fieldman

Parent: Maggie Mullins

Community Member: Roger Wnek

Community Member: Ashley Heslop

PTA Rep: Melissa Wade

Faculty and Staff: Lindsay Stark

School Counselor: Dorothy Franklin

SIC of Excellence



2019- Riley Award for SIC

Excellence: Finalist

2020- Riley Award for SIC

Excellence: Finalist

2021- Riley Award for SIC




Excellence: WINNER ↩

SIC Mission Statement

Provide a forum for Flowerstown parents, school staff, and community members to engage in ongoing communication leading to actions that promote the accomplishment of school and district goals.



SIC Goals

Goals	Action Points
<p>Provide more opportunities for parents to get involved and increase parent communication.</p> <p>Make more parents aware of the SIC goals and mission</p> 	<ul style="list-style-type: none"> • Provide feedback to School Leadership on ways the school can better communicate with parents- Reflection of school events, Class Dojo feedback. • Serve as a Principal's Advisory Committee and the Title I Planning Committee • Attend District Trainings to increase our awareness of SIC responsibilities and expectations, as well as collaborate with other SICs in DD2.
<p>Increase student awareness of a variety of careers and college opportunities.</p> <p>Provide an emphasis on career paths and technical education</p> 	<ul style="list-style-type: none"> • Sponsor the annual 4th- 5th: Career Panel • Focus on community involvement/CATE Program: Future Fridays, Career Panel, Curriculum Night Events • Invite local community organizations to participate in family events • Invite CATE Students and other community guest speakers to present their career choices to students: coordinate career paths to the pod learning spaces during 'Future Fridays'
<p>Collaborate with local groups and organizations to host and promote community outreach opportunities and ensure that all families have the resources needed to be successful</p> 	<ul style="list-style-type: none"> • Partner with groups such as Trident United Way, Scout Organizations, PTA, local churches, Fire Department, Lowcountry Food Bank, and other community groups to provide students with access to community resources • Promote and communicate free community outreach events to our families via Dojo, FB, Blackboard, and neighborhood channels • Host community pop up/outreach events

Schoolwide Achievement Data

Student Achievement Comparison Data

Third Grade SCREADY Data Percentages:

Subject	2018 Exceeds or Met	2019 Exceeds or Met	2020 Exceeds or Met	2021 Exceeds or Met	2022 Exceeds or Met
ELA	54.9%	54.3 %	No data due to Covid 19 Closure	51.3%	52%
Math	58.7%	63.8%		42.5%	58%

Fourth Grade SCREADY Data Percentages:

Subject	2018 Exceeds or Met	2019 Exceeds or Met	2020 Exceeds or Met	2021 Exceeds or Met	2022 Exceeds or Met
ELA	43.8%	53.6%	No data due to Covid 19 Closure	42.7%	48%
Math	37.9%	57.8%		35.9%	43%

Fifth Grade SCREADY Data Percentages:

Subject	2018 Exceeds or Met	2019 Exceeds or Met	2020 Exceeds or Met	2021 Exceeds or Met	2022 Exceeds or Met
ELA	57.1%	50.9%	No data due to Covid 19 Closure	50.4%	48%
Math	59.3%	44.1%		47.0%	36%



State Report Card Rating:

	2018	2019	2020	2021	2022
Rating	Average	Average	No data due to Covid 19 Closure	No data due to Covid 19 Closure	GOOD

