



## SIC REPORT TO THE PARENTS AND COMMUNITY 2019-2020

Riverside High School is completing its forty-seventh year. Complete information about the school can be found in the Riverside High School Portfolio available on the front page of the Riverside Website at [www.greenville.k12.sc.us/riverside](http://www.greenville.k12.sc.us/riverside). Included in this report is the information on student performance.

### Mission Statement:

The mission of Riverside High School is to prepare students to become confident, competent, ethical individuals and responsible citizens by creating a positive and nurturing school environment where staff, students, parents, and the community work together to promote lifelong learning and to provide opportunities for students to reach their maximum potential.

### Student Academic Achievement

End of Course passage rates demonstrated that Riverside students passed EOCs at a higher rate in every course than other schools in the district.

PSAT average scores have increased from 153 to 172 in the past five years.

Riverside students score above the state and national averages on the ACT and SAT.

Riverside offers sixteen AP courses. The overall pass rate for Riverside students exceeds both state and national averages.

Riverside students have been quite successful on Career Readiness testing, beginning with Work Keys. In 2015, 93.4% of our students received an ACT National Career Readiness Certificate; in 2016 – 95.9%, and in 2017 - 93.8%. In 2018 the state adopted the WIN test, and 91.4 % of our students received WIN Career Readiness Certificates, with 88.9% meeting the requirements for certificates in Soft Skills. In 2019 93.9% of our students received WIN Career Readiness Certificates.


### Vision, Mission, and Learning-Focused Culture:

Riverside High School's vision and mission focus on the academic success and well-being of each student.

During the 2017-2018 school year, stakeholders gathered to affirm the vision and mission of Riverside High School.

Stakeholder collaborations facilitated goal development, by means of technology, SIC, PTSA, teacher teams, "What If Riverside" campaign and student feedback.

The vision is communicated by weekly newsletters, posters, website, and social media.





## Significant Awards for three years:

35 National Merit Semi-Finalists/Finalists

\$30.5 million in scholarship offers

1647 students taking AP classes

2846 AP Exams administered

1492 AP Scores 3, 4, 5

3608 Student enrollments in fine arts classes at Riverside

1 student selection as performer in the NAFME All-Symphony, only 16 high school cellists

Riverside Orchestra annual competition at the SCMEA State Performance Assessment scoring the highest rating of "Superior" every year since 2013

Riverside Orchestra- 2017 Festival Disney "Best in Class" for the string orchestra division

1 person won the 2018 Scholastic Art and Writing National Silver Medal in Architecture and Industrial Design

1 student won the National Competition in welding and a full scholarship to Tulsa Welding School

1 student on a two-person team won the South Carolina Interactive Game Competition.

4 students have been named winners or received recognition in the SC PTSA Reflections contest last year.

1 PTSA member on state board

1 teacher PTSA Teacher of the Year

1 Counselor Support Staff Person of the Year

Principal PTSA High School Principal of the Year

The Atlas Club received the Upstate Diversity Leadership Award for Outstanding Contribution to International Diversity in 2016.

1 student won the Upstate Diversity Leadership Award for Outstanding Contribution to Diversity 2017

Host school SC Association of Student Council Convention more than any other high school

National Association of Student Councils Conference offices for 2 years

Host for SCASC District Rally for 5 years, with over 800 students in attendance

Current principal named Administrator of the Year by the SCASC

\$523,000.00 Amount of money raised by Student Council for charity

40 athletic teams on varsity, JV, or C-team

8 state championships in boys and girls swimming, girls cross country, and boys cross country

2527 number of student athletes

4.08 GPA average for 2018-2019 student athletes





## RHS Graduation Rate

2016-2017	2017-2018	2018-2019
91.5%	91.5%	90.5%

Riverside High School uses a literacy framework to inform the use of a multi-tiered system of support to meet a wide variety of student abilities, talents, interests, and needs through program aimed at supporting all students, including English Language Learners, students with disabilities, and gifted and talented students. Riverside's demographics reveal the diversity of the student population. Riverside High School has a diverse population as follows – 10.2% Asian, 0.7% Alaskan Native, 7.9% Black or African American, 9.8% Hispanic, 4.4% Multi-Racial, and 67.0% White.

Riverside High School helps all students develop world class skills and life and career characteristics aligned with the Profile of the SC Graduate by providing diverse opportunities for individual growth through an emphasis on project based learning and the implementation of innovative courses in the arts, architecture, engineering, industry, business, law, agriculture, health science, etc. An initiative the district has termed Graduation Plus has been developed to encourage every student to achieve a diploma PLUS completion of a vocational/technical certificate and/ or college credits. Graduation Plus connects student to the 16 career clusters identified in the Education and Economic Development Act (EEDA) by enhancing relevance and rigor at all levels. Our G-Plus initiative includes the following: This year 203 Riverside students were enrolled in dual credit courses, and 468 students were enrolled in Advanced Placement courses. Riverside High School's Graduation Plus activities were as follows: Dual Credit Courses (Teacher Cadet, General Psychology, English 101/102, Marketing 101, DE Health Careers, and Emergency Medical Care), Sixteen AP courses, Emphasis on WIN, Health Science, Greenville Health System's MedEX program, and Bonds Career Center.



## SAT Analysis:

From SCDE 2019 School Report Card:

*Composite score on the SAT is 1600. For each of the two sections of the test, the highest score is 800.*

	Percent of Students Tested	Average Evidence-Based Reading and Writing Score	Average Math Score	Average Composite Score
<b>Our School</b>	78.7	578	577	1155
<b>Our District</b>	71.6	523	508	1031
<b>Statewide</b>	57.2	521	500	1021

*Note: The new SAT data (as of 2017) cannot be compared to that of previous years because the redesigned SAT is a different assessment using a different scale.*

## END OF COURSE Analysis:

All students at Riverside High School that are enrolled in a course requiring an EOC test are required to take that test at the end of the course. Results for middle school students that take an EOC test are not included in these data tables even though these middle school students are future Riverside High School students and will not repeat the course.

### English 1 EOC

The passage rate for the English 1 EOC for 2016-2017 was 84.5%, for 2017-2018 was 90%, and for 2019-2020 was 86%. Most students who took this test were freshmen.

### Algebra 1 EOC

The passage rate for the Algebra 1 EOC for 2016-2017 was 89.6%, for 2017-2018 was 79% and for 2018-2019 was 69%. Most students who took this test were freshmen.

### Biology EOC

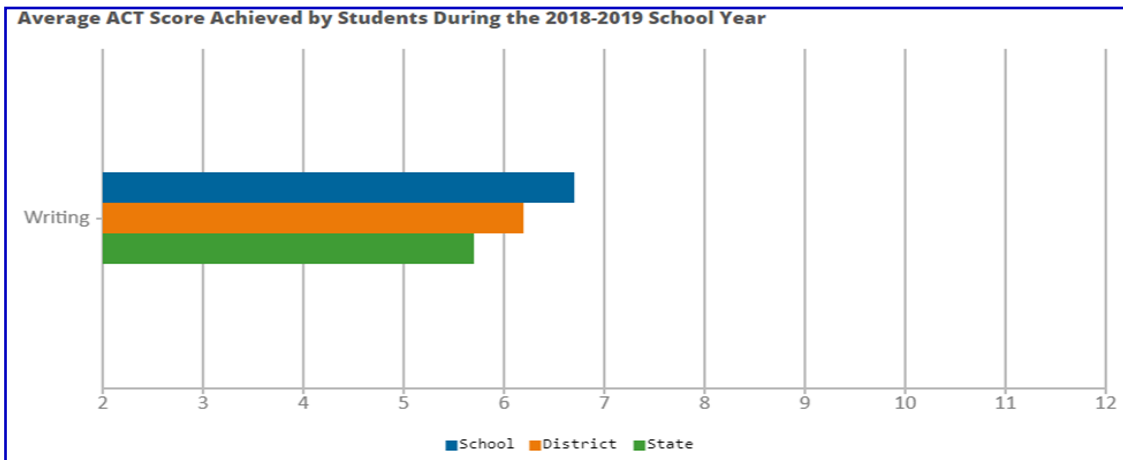
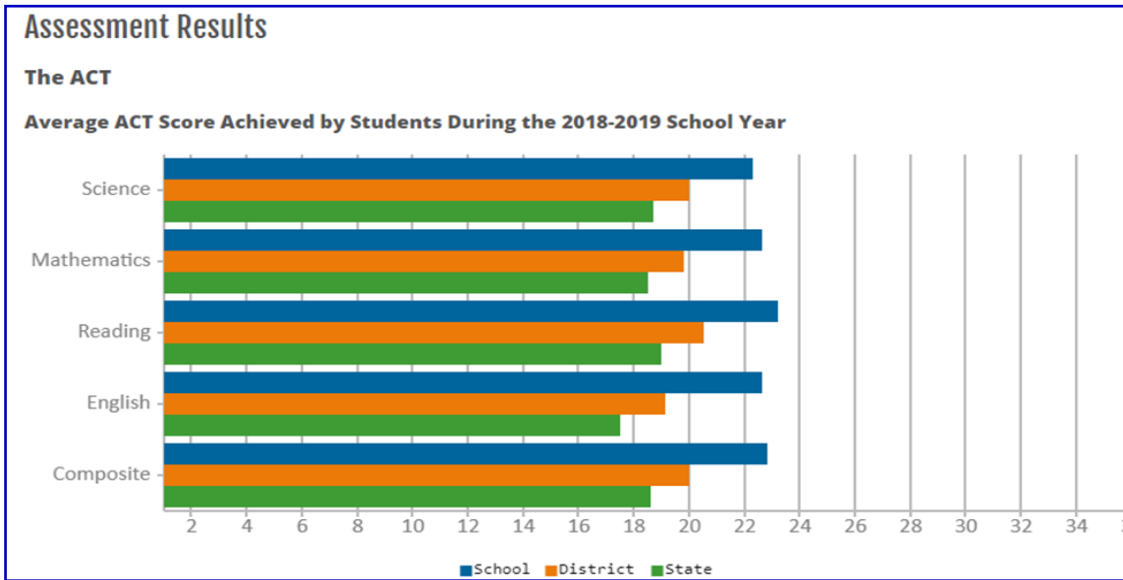
The passage rate for the Biology 1 EOC for 2016-2017 was 87.9%, for 2017-2018 was 83%, and was 85% for 2018-2019. Most students who took this test were sophomores.

### US History EOC

The passage rate for the US History EOC was 86.4% for 2016-17, 90% for 2017-2018, and was 85% for 2018-2019. Most students who took this test were juniors.

# ACT Analysis:

From 2019 SC School Report Card



#### Percent of Students Meeting ACT College-Ready Benchmarks

English Benchmark Score: 18	Math Benchmark Score: 22	Reading Benchmark Score: 22	Science Benchmark Score: 23	All 4 Subjects
77.00	56.80	58.20	46.00	36.20

ACT® benchmarks are scores on the ACT subject-area tests that represent the level of achievement required for students to have a 50% chance of obtaining a B or higher or about a 75% chance of obtaining a C or higher in corresponding credit-bearing first-year college courses. The ACT is a registered trademark of ACT, Inc.

