




Goals



Our Performance Goals



Goals

|  PERFORMANCE GOAL |  STATUS FOR 2012-2013 |  GOAL FOR 2013-2014 |
|------------------------------------------------------------------------------------------------------------------------------------------------------------|--------------------------------------------------------------------------------------------------------------------------------|-----------------------------------------------------------------------------------------------------------------------------------------------------------------------------------------------------------------------|
| <p>At least 97% of Kindergarten students will reach benchmark in reading on the end-of-year assessment by 2016.</p> | <p>93% of students reached benchmark in reading on the end-of-year assessment.</p> | <p>97% of students will reach benchmark in reading on the end-of-year assessment.</p> |
| <p>At least 93% of first grade students will reach benchmark in reading on the end-of-year assessment by 2016.</p> | <p>74% of students reached benchmark in reading on the end-of-year assessment.</p> | <p>90% of students will reach benchmark in reading on the end-of-year assessment.</p> |
| <p>At least 90% of students in grades 3-5 will score "Met" or above in English Language Arts by 2016.</p> | <p>Grade 3— 85.8% Grade 4— 79.6% Grade 5— 85.0%</p> | <p>Grade 3— 86.7% Grade 4— 84.8% Grade 5— 86%</p> |
| <p>At least 90% of students in grades 3-5 will score "Met" or above in mathematics by 2016.</p> | <p>Grade 3— 68.2% Grade 4— 77.6% Grade 5— 78.0%</p> | <p>Grade 3— 82.8% Grade 4— 86.3% Grade 5— 84.5%</p> |
| <p>At least 90% of students in grades 3-5 will score "Met" or above in Science by 2016.</p> | <p>Grade 3— 72.2% Grade 4— 76.5% Grade 5— 80.0%</p> | <p>Grade 3— 80.4% Grade 4— 81.8% Grade 5— 83.0%</p> |
| <p>At least 90% of students in grades 3-5 will score "Met" or above in Social Studies by 2016.</p> | <p>Grade 3— 77.4% Grade 4— 83.7% Grade 5— 80.0%</p> | <p>Grade 3— 89.4% Grade 4— 85.0% Grade 5— 85.0%</p> |
| <p>100% of parents/guardians will participate in a conference with school personnel about their child's academic performance every year.</p> | <p>98.9% of parents/guardians participated in a conference with school personnel about their child's academic performance.</p> | <p>100% of parents/guardians will participate in a conference with school personnel about their child's academic performance every year.</p> |
| <p>The attendance rate for students and teachers will be at least 96% each year.</p> | <p>Students—95.5% Teachers—93.8%</p> | <p>Students—96% Teachers—96%</p> |
| <p>The percentage of teachers with advanced degree will increase to 65% by 2016.</p> | <p>62.5% of teachers received advanced degrees.</p> | <p>63% of teachers will receive advanced degrees.</p> |
| <p>At least 95% of students, parents, and teachers surveyed indicate that they are satisfied with the learning environment in their school.</p> | <p>Students—82.5% Parents—92.7% Teachers—95.3%</p> | <p>92.6% of students will be satisfied with the learning environment. 95% of parents will be satisfied with the learning environment. 95% of teachers will be satisfied with the learning environment.</p> |
| <p>At least 95% of students, parents, and teachers surveyed indicate that they are satisfied with the social and physical environment in their school.</p> | <p>Students—82.3% Parents—88.4% Teachers—100%</p> | <p>90.9% of students will be satisfied with the learning environment. 94.8% of parents will be satisfied with the learning environment. 100% of teachers will be satisfied with the learning environment.</p> |
| <p>At least 95% of students, parents, and teachers surveyed will indicate that they are satisfied with home and school relations at their school.</p> | <p>Students—87.5% Parents—84.9% Teachers—97.7%</p> | <p>92.5% of students will be satisfied with the learning environment. 94.7% of parents will be satisfied with the learning environment. 98% of teachers will be satisfied with the learning environment.</p> |

Celebrate With Us!



- 93% of kindergarten students reached benchmark
- In grades 2 - 5, established Math RIT groups after each MAP administration to provide instruction to meet students' individual needs in Math
- Focus on the increased use of technology in grades K-5 with I-Pads and laptops
- Utilized an assessment system to monitor student growth on the continuum of achievement standards: MAP, DIBELS, Passport, Science and Social Studies Benchmarks
- Good absolute Rating on the School Report Card
- Achieved "B" Rating on School Report Card
- Participated in Community Service: United Way, HTC Telephone Recycling, Grand Strand Water & Sewer Authority "Talking Trash" Recycling Program, Jump Rope for Heart, Salvation Army Canned Food Drive
- Collected \$1400 for March of Dimes
- Two time winner for Talking Trash Recycling
- Named a "River Reads" School
- Kingston Elementary won the majority of the awards in the "River Reads Essay Contest"
- Kingston's spelling bee representative tied for 3rd place in the district spelling bee
- Pilot School for Smarter Balanced Testing

Respectful, Responsible, & Ready



We have implemented a school-wide positive behaviors management plan. The purpose of the plan is to provide school-wide expectations that are modeled, reinforced, and rewarded for all students. It's a positive approach to establishing a clear set of positive expectations and behaviors.



Kingston Elementary School
4580 Highway 472
Conway, SC 29526
Phone - 365 - 3777
Fax - 365 - 2764

Web Address: <http://ke.horrycountyschools.net/>



Kingston Elementary is fully accredited through SACS.



Horry County Schools

KINGSTON ELEMENTARY SCHOOL SUMMARY REPORT



School Improvement
Council

SIC

Beth Johnson
Chair
Joshua Porter
vice chair
Tracy Ray
secretary
Dawn Brooks
principal

Aimee Reaves
Kendra Ammons
Lisa Todd
Michael Heinz

MISSION STATEMENT

Mission Statement: Kingston Elementary School, serving a diverse family-oriented community, strives to provide a personalized, college and career ready curriculum so that all students are prepared to reach their full potential as responsible and productive citizens.

April 29, 2014

Dear Parents,

The School Improvement Council for Kingston Elementary School has prepared this School Summary Report for you and the members of our community who are interested in our school. The report reviews the progress made on our strategic plan for increasing student learning, the test scores, and the goals to be accomplished during this school year.

If you have any questions about the information in this report or want a copy of the school's strategic plan, please call 365-3777.

Dawn N. Brooks
Principal

