

INDIAN LAND HIGH SCHOOL

Built in 2007



DEMOGRAPHICS

White: **72.9%**; African-American: **14.0%**; Hispanic: **7.4%**;
Multi-Ethnic: **3.3%**; Asian: **2.1%**; Indian/Alaskan Native: **0.3%**



GRADUATION RATE

	2015	2016	2017	2018
4-Yr	88.0%	87.6%	87.7%	88.9%
5-Yr	84.9%	89.5%	87.6%	--



TEACHING STAFF

Student/Teacher Ratio: **33.2:1**
Advanced Degrees: **52.3%**
National Board Certified: **7**
Attendance Rate: **95.8%**



SPECIAL POPULATIONS

English Language Learners: **9.1%**
Free/Reduced Lunch: **20.2%**
Disabled Learners: **15.5%**
Gifted and Talented: **24.6%**

QUICK FACTS 2017-2018

Grades: 9-12

Enrollment: 1,165

Female: 48.9%

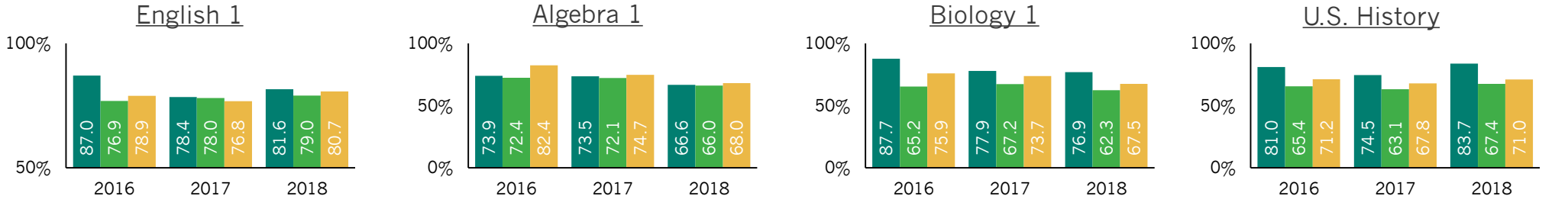
Male: 51.1%

Capacity: 845

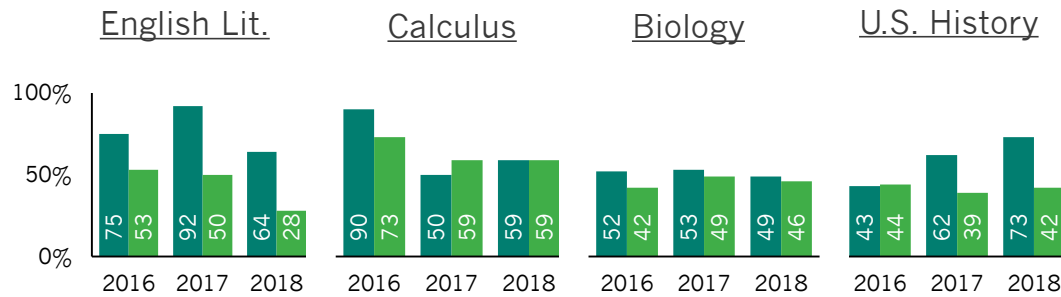
Classrooms: 38

Square Feet: 145,000

END-OF-COURSE (EOC) TESTS (% passing)



ADVANCED PLACEMENT (% scoring 3 or higher)



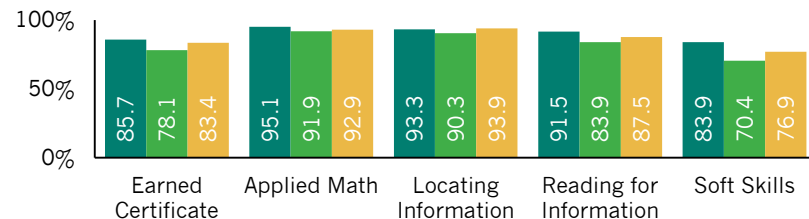
SAT (Mean Scores)

YEAR	ILHS	DISTRICT	STATE
READING/Writing			
2017	551	516	539
2018	540	520	543
MATH			
2016	426	464	493
2017	475	492	518
2018	471	496	520
COMPOSITE			
2017	1055	1008	1058
2018	1053	1016	1064

ACT (2018) (Mean Scores)

ILHS	DISTRICT	STATE
ENGLISH		
18.3	16.3	16.9
READING		
19.9	17.8	18.4
MATH		
18.4	17.4	18.0
SCIENCE		
19.7	17.7	18.3
COMPOSITE		
19.1	17.4	18.0

2018 READY TO WORK (% passing)



*District- and state-level EOC scores are for all grades.



INDIAN LAND HIGH SCHOOL

Indian Land High School (ILHS) is located in the panhandle of Lancaster County, SC, just outside the greater Charlotte, NC, metro area. ILHS is a comprehensive high school with a Career and Technology department (CATE) that provides students with an opportunity to explore career options ranging from construction to engineering. Our school offers Project Lead the Way (PLTW) classes in both Engineering and Biomedical Science. ILHS also offers ten Advanced Placement (AP) classes and has partnered with the University of South Carolina in Lancaster (USC-L) for dual credit opportunities. In the 2017-18 school year, Indian Land High served over 1,000 students in Grades 9-12. We had a student to teacher ratio of 33:1 for core subjects, and over 50% of our faculty members had advanced degrees.

In the 2017-18 school year, 85.7% of our students received a National Career Readiness Certificate (NCRC), compared to 78.1% of the district and 83.4% of the state. In addition, 88.9% of our students graduated on time as compared to 83.3% of the state. In 2017-18, 15% of our students were enrolled in dual enrollment courses through USC-L and 98.5% of those students completed their coursework with a score of C or better in those classes. ILHS juniors continue to outscore state averages on the ACT with a 19.1 composite score compared to an 18.0 composite score for the state and students taking the SAT are close to the state composite of 1064 with a composite score of 1053.

ILHS continues our collaboration with Winthrop University's Partnership Network to give our faculty and staff the opportunity to gain from the university's Professional Growth programs. The school believes in character development and every freshman is required to read "lol...OMG" in an effort to educate them about their digital footprint. We also offer our Parent Powwow series after school meetings to foster career- and college-ready skills at home. Additionally, ILHS is in the 4th year of the iSucceed program as a mentoring and support service for students who are performing below ability and the second year of a flex schedule that allows students to revisit classes each week for tutoring and additional learning opportunities. On Fridays, the flex schedule becomes Warrior Time and is devoted to homeroom/advisor sessions, club or class meetings so students will have more of an opportunity to be involved in the school and eventually the community. The mission of ILHS is to graduate career- and college-ready students, which includes creating a climate of service and respect.