



**Brooklyn  
Springs  
Elementary  
School**

1637 Billings Dr.  
Lancaster, SC 29720

## *The Best School Ever!*



**With a motto of, “Best School Ever,” Brooklyn Springs believes diversity is our biggest strength. We've brought together many different backgrounds, talents, and ways of thinking to create one of the best elementary school environments imaginable.**

Located in the Piedmont in Lancaster, South Carolina, Brooklyn Springs Elementary School opened its classrooms to students in the fall of 1962. The school contains approximately 70,000 square feet of space that accommodates our current enrollment of approximately 420 students. There are 44 classrooms (100% of homeroom classes are equipped with state-of-the-art Smart Boards), classrooms for fine arts, classrooms for special education which includes, resources classes, self-contained classes, speech, OT/PT, and English as a second language, a gymnasium, and a cafetorium for lunch, special performances and assemblies. Our outdoor campus includes enclosed playgrounds for 4 year old kindergarten and 5 year old kindergarten students as well as a large outdoor field area with basketball courts, swings,

and 3 dedicated playground equipment areas.

It is our desire to create a school environment that will be enriched with academic, extracurricular, and community-based opportunities that equip all Brooklyn Springs students for their journey into middle school and beyond. It is our responsibility to ensure that students have the knowledge, skills, and understanding to compete locally, nationally, and globally in all aspects of their lives. We sincerely believe elementary school is a time when students are establishing the foundation for their successes in life through academic and social development and individual and societal awareness. We firmly believe these variables are cultivated by: classroom lessons that are rigorous, relevant, and engaging;

extracurricular activities that enhance student learning and self-development; and community involvement, interaction, and service that make relevant connections to practical and educational experiences

In striving for that vision, our school has realized many accomplishments (see page 5).


Though always proud to discuss our successes; the faculty, parents and students of Brooklyn Springs Elementary School realize that excellence is the *vision* and not the *destination*.

Working together, we continue to identify and set goals that must be attained in order to continue providing the best possible educational community.



Brooklyn Springs Elementary; Kathrine Dix, K-5





## Brooklyn Springs Elementary School

*Proactive, Respectful, Imaginative, Determined, Eager*

Report to Parents 2020-2021

Dear Parents,

Brooklyn Springs Elementary School's goal is to help all students develop the world-class skills and life and career characteristics needed in the 21st Century. Our school's reputation spans fifty-nine years in the Lancaster community. Our goal is to raise the academic achievement of all of our students through literacy and math strategies that include small group and individual work as well as STEAM inquiry-based learning that span across content areas, and real-world applications.

We continue to implement new instructional strategies to impact each student's individual learning styles and needs. Brooklyn Springs' teachers participate in professional learning opportunities throughout the school year. Sessions are developed and determined based on test data, observational data, student needs, and the goals of our school. We continue to include research-based instructional practices, parent communication, data analysis, and technology integration. Through funding provided in our district, we will continue to offer one-to-one technology for our students and fully integrate technology into our curriculum and instructional programming.

Brooklyn Springs follows a model of high expectations and continuous improvement as we strive to be on the cutting edge of student engagement and achievement. We make every effort to provide an educational environment in which all students have the opportunity to inspire, motivate, and live the "PRIDE" (Proactive, Respectful, Imaginative, Determined and Eager) both at school and in the world. We strive for our students to be globally prepared for 21st Century challenges and for them to be caring people who help create a better and more peaceful world through intercultural understanding and respect.

A handwritten signature in black ink that reads "Michael W. Pratt". The signature is written in a cursive style with a long, sweeping underline.

Michael W. Pratt

Principal


**Brooklyn Springs Elementary School**



***Ashton Gist***  
***5<sup>th</sup> Grade Student***

“The six years I have been at Brooklyn Springs have been amazing. I have learned about responsibility and different ways to take care of situations. My favorite memory at BSE was when we went to the YMCA for swimming lessons and when we went to the zoo.”

***De’Zaria Bailey***  
***5<sup>th</sup> Grade Student***



“When I first started school at BSE I was able to meet lots of new people. Over the six years I came to school here I had lots of memories, but I think my favorite was when our classes were able to take swim lessons at the YMCA.”



***Allyse Boone***  
***2020-21 BSE Teacher of the Year***


“The students at BSE inspire me to Continue to Grow and learn as an educator. I enjoy watching them grow into future leaders and athletes. They are very resilient and continue to make the best out of anything that life throws their way. I am very grateful that they allow me the opportunity to teach them.”

***Monica Baskin***  
***BSE SIC Chair***



“The Brooklyn Springs Elementary School Improvement Council (SIC), in collaboration with the BSE administration, proudly presents the 2020-21 Annual Parent Report, which highlights the school’s on-going pursuit of strategies and initiatives that promote innovative and rigorous educational experiences that empower BSE students to achieve their greatest success.

As a member of this year’s SIC, I have had the opportunity to see first-hand how the Brooklyn Springs staff, students, parents and community work together to make the Lancaster School District one of the best in the state of South Carolina. This plan is designed to enrich the educational experiences of each BSE student. This plan is also designed to prepare students for successful transition to middle school. The SIC committee applauds BSE’s staff for their leadership in implementing actions that are necessary to improve the school’s academic standards while expanding the breadth of extracurricular opportunities.”



***Kim West***  
***Community Partnership – First Steps***

“I absolutely LOVE BSE. The environment is always warm, welcoming, and caring. Thank you for ALL you do for your students, families, each other, and the community. Lancaster County is so very blessed to have BSE; where children always come first!”

## Academic

- Gifted and Talented Classes
- Daily *Leader in Me* time
- Related Arts Electives
  - Art
  - Computer Technology
  - Guidance
  - Music
  - Physical Education
- Extra Help – before school, during lunch, and after school
- Special Education Classes (resource and self-contained)
- Intervention/Enrichment time 7:00-7:20
- Smart Boards, which allow for interactive learning
- 1:1 Chrome Book Kindergarten through 5<sup>th</sup> Grade
- Media Center with 11,000+ volumes, one full-time certified librarian

## Enrichment

- Chorus
- Leader in Me Program
- Student of the Month Program
- A/ B Honor Roll program
- Girls on the Run
- Lego Robotics
- 21<sup>st</sup> Century After School Program
- Grade level field trips

## Home School Connection

- School Improvement Council
- 3<sup>rd</sup> Grade Summer Reading Program
- Back-to-School Orientation
- Fine Arts Performances
- Faculty Websites
- Weekly Class Newsletters
- Staff Luncheons
- Staff Appreciation
- Volunteer Opportunities

## Our Mission

The mission of the faculty and staff at Brooklyn Springs Elementary is to enable all students to achieve to their fullest potential and to develop as life-long learners in a culturally diverse society.

## Accomplishments, Recognitions, & Awards

- 10 students in the Gifted and Talented Eagles Program
- 21 BSE students earned “A” Honor Roll Students 1<sup>st</sup> semester
- 50 BSE students earned “A/B” Honor roll students 1<sup>st</sup> semester
- BSE students participated in the District Juried Art Exhibit.
- Color the Greenway Art Exhibit
  - Mia V.
  - Mason M.
- LCSD Christmas Card Art Contest Winners
  - Camden T.
  - Jose C.
- LCSD Spring Banner Winners
  - Jayden J.
  - Camden T.
  - Dayben M.
  - Alyssa H.
  - Julian W.
- LCSD Art Work Exhibit Winners
  - D'marioun B.
  - Billy B.
  - Sophia G.
- Participated in Read Across America Day
- One Virtual Scholastic Book Fairs
- Staff Appreciation luncheons presented by Keller Williams Realty and Nutramax
- Partnership with Nutramax for our Leader in Me Program
- Over \$2500 in grant funds received for teachers at BSE
  - Making Math Matter – Mrs. Peavy
  - Colored Pencils and Sculpture Donors Choose Grant – Ms. Stamper
  - 5K Distance Learning – Donors Choose Grant – Ms. Steward
  - Partners for Youth – Brooklyn Springs Elementary
  - 21<sup>st</sup> Century After School Grant – Brooklyn Springs Elementary

## 2020-21 School Improvement Council Members

- Monica Baskin, SIC Chairperson
- Michael Pratt, Principal
- Brittany McManus, Assistant Principal
- Demetria Perkins, Teacher Representative
- Sheila Mobley, Community Representative
- Meagan Britten, Parent Representative
- Maria Moora, Parent Representative
- Tamika Mobley, Parent Representative

### School Improvement Council Purpose

Mandated by law, the SIC serves as an advisory group to the school. The SIC brings together parents, school faculty, and community stakeholders to collectively establish, monitor, and evaluate specific long and short-range goals for students achievement. In addition, the SIC is a forum for parents, community members, and faculty members to share ideas and concerns about the school. Other functions of the SIC are to provide an annual school report to parents and the community and to increase parental awareness of and involvement in SIC initiatives. The BSE SIC meets monthly. Updates and reports about the SIC are available on the school website.

## Testing Data

### SC READY - ELA Assessment Data:

The percentages below reflect students who have scored Exceeds and Meets Expectations for the prior year.

Grade	2019	2020
3 <sup>rd</sup>	11.8%	N/A*
4 <sup>th</sup>	29.7%	N/A*
5 <sup>th</sup>	18.2%	N/A*

\*2020 SC Ready Assessments were not given because of COVID Pandemic

### SC READY - Math Assessment Data:

The percentages below reflect students who have scored Exceeds and Meets Expectations for the prior year.

Grade	2019	2020
3 <sup>rd</sup>	16.2%	N/A*
4 <sup>th</sup>	18.4%	N/A*
5 <sup>th</sup>	15.6%	N/A*

\*2020 SC Ready Assessments were not given because of COVID Pandemic

## MAP Assessment Data

The scores below represent where students are predicted to score on the SC Ready Assessment. The instrument also shows the percent of students who have met their growth from fall to winter during the 2020-21 school year.

### 2020-21 Fall to Winter Reading MAP Scores compare to SC Ready ELA Levels

Kindergarten	Fall	Spring
Not Met	23.00%	69.23%
Approaching	76.00%	24.62%
Meets	0.00%	6.15%
Exceeds	1.00%	0.00%
Meets and Above	1.00%	6.15%
<b>% of students who met MAP Growth</b>		45.00%

First Grade	Fall	Spring
Not Met	66.00%	60.00%
Approaching	27.00%	35.38%
Meets	4.00%	1.54%
Exceeds	3.00%	3.08%
Meets and Above	7.00%	4.62%
<b>% of students who met MAP Growth</b>		62.30%

Second Grade	Fall	Spring
Not Met	47.00%	65.38%
Approaching	39.00%	30.77%
Meets	9.00%	3.85%
Exceeds	5.00%	0.00%
Meets and Above	14.00%	3.85%
<b>% of students who met MAP Growth</b>		20.83%

Third Grade	Fall	Spring
Not Met	52.00%	50.98%
Approaching	36.00%	37.25%
Meets	9.00%	9.80%
Exceeds	3.00%	1.96%
Meets and Above	12.00%	11.76%
<b>% of students who met MAP Growth</b>		47.06%

Fourth Grade	Fall	Spring
Not Met	57.00%	64.71%
Approaching	38.00%	25.49%
Meets	5.00%	5.88%
Exceeds	0.00%	3.92%
Meets and Above	5.00%	9.80%
<b>% of students who met MAP Growth</b>		40.00%

Fifth Grade	Fall	Winter
Not Met	52.00%	64.71%
Approaching	44.00%	31.37%
Meets	4.00%	3.92%
Exceeds	0.00%	0.00%
Meets and Above	4.00%	3.92%
<b>% of students who met MAP Growth</b>		21.28%

# 2020-21 Fall to Winter Reading MAP Scores compare to SC Ready Math Levels

Kindergarten	Fall	Spring
Not Met	4.48%	37.68%
Approaching	56.72%	37.68%
Meets	31.34%	17.39%
Exceeds	7.46%	7.25%
Meets and Above	38.80%	31.89%
<b>% of students who met MAP Growth</b>		54.84%

First Grade	Fall	Spring
Not Met	35.82%	46.88%
Approaching	44.78%	40.63%
Meets	14.93%	10.94%
Exceeds	5.97%	0.00%
Meets and Above	20.90%	10.94%
<b>% of students who met MAP Growth</b>		59.02%

Second Grade	Fall	Spring
Not Met	53.33%	66.04%
Approaching	26.70%	28.03%
Meets	16.67%	5.66%
Exceeds	3.33%	0.00%
Meets and Above	20.00%	5.66%
<b>% of students who met MAP Growth</b>		36.00%

Third Grade	Fall	Spring
Not Met	47.46%	56.00%
Approaching	38.98%	32.00%
Meets	10.17%	8.00%
Exceeds	3.39%	4.00%
Meets and Above	13.56%	12.00%
<b>% of students who met MAP Growth</b>		50.00%

Fourth Grade	Fall	Spring
Not Met	47.17%	65.38%
Approaching	45.28%	28.85%
Meets	7.55%	5.77%
Exceeds	0.00%	0.00%
Meets and Above	7.55%	5.77%
<b>% of students who met MAP Growth</b>		40.00%

Fifth Grade	Fall	Spring
Not Met	63.93%	80.00%
Approaching	32.79%	16.00%
Meets	3.28%	4.00%
Exceeds	0.00%	0.00%
Meets and Above	3.28%	4.00%
<b>% of students who met MAP Growth</b>		37.21%

## Annual Report

Brooklyn Springs Elementary School and its School Improvement Council would like to share this Annual Summary Report with parents and community members who are interested in our school. The report provides information about our student academic achievement, school accomplishments, programs, and community service and involvement.