

# HEATH SPRINGS ELEMENTARY SCHOOL

Built in 1954

### QUICK FACTS 2016-2017

Grades: PK-5      Student Attendance Rate: 95.6%  
 Enrollment: 400      Capacity: 446  
 Female: 46.3%      Classrooms: 26  
 Male: 53.7%      Square Feet: 55,221



#### TEACHING STAFF

Student/Teacher Ratio: **20.1:1**  
 Advanced Degrees: **64.0%**  
 National Board Certified: **3**  
 Attendance Rate: **94.1%**



#### SPECIAL POPULATIONS

English Language Learners: **1.8%**  
 Free/Reduced Meal Percentage: **59.0%**  
 Disabled Learners: **13.3%**  
 Gifted and Talented: **5.0%**

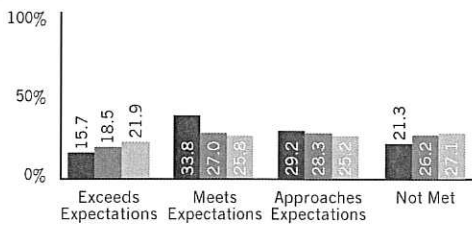


#### DEMOGRAPHICS

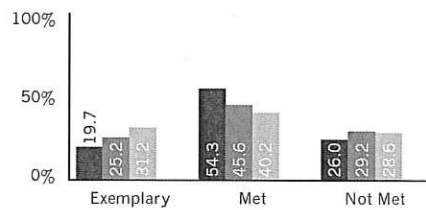
Caucasian: **72.5%**  
 African-American: **20.8%**  
 Hispanic: **3.0%**  
 Multi-Ethnic: **3.8%**

## SOUTH CAROLINA PALMETTO ASSESSMENT OF STATE STANDARDS (2017)

### Science

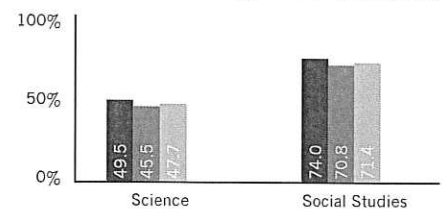


### Social Studies



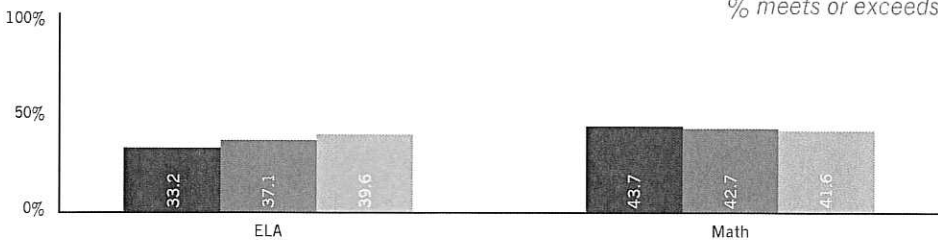
### Science & Social Studies

% met or exemplary



## SC READY (2017)

% meets or exceeds



#### KEY

Heath Springs Elementary School  
 District  
 State



# HEATH SPRINGS ELEMENTARY SCHOOL

Heath Springs Elementary School is committed to helping all students develop the world class skills and life and career characteristics of the Profile of the SC Graduate by providing opportunities for students to master grade level standards across the curriculum through project or problem based learning experiences. We provide these experiences with a visionary commitment that changing your mindset will expand your world. We demonstrate this vision by challenging our students with best practices and professional development of our teachers. These learning experiences will emphasize STEAM activities, encourage creativity, innovation, critical thinking and collaboration. These experiences will also promote self-direction, perseverance, tolerance and a positive work ethic as new windows are opened to global perspective. We have a STEAM lab, which includes a science lab, drama room with dance floor, and pottery room. We have two computer labs, computers in the classrooms, and a mobile Chrome Book lab. Teachers have worked diligently to acquire iPads and iPad minis through grant money to further our technology initiative. We are now 1:1 with technology in grades 2-5. We facilitate the development of engineering and math through opportunities with building and design activities with LEGO blocks and sets, KEVA planks, and project design.

Health Springs Elementary School's curriculum emphasizes whole child education, reading, and writing across the curriculum with Lucy Calkins. HSES is committed to preparing all students to become productive citizens through learning opportunities in science, technology, engineering, art, and mathematics that provide critical thinking skills, problem solving and effective communication skills. We use response to intervention (RTI) protocol to help close gaps in performance for our students. Our faculty and staff "study and use data results to develop instructional goals and plans to meet each and every child's need." [1] In the 2016-2017 school year, Health Springs Elementary served 400 students in Prekindergarten to Grade 5, with 46.3 percent being female and 53.7 percent being male. We had a student to teacher ratio of 20:1 for core subjects, and approximately 64.0 percent of our faculty members had advanced degrees.

In the spring of 2017, Health Springs Elementary students exceeded the district and state averages for the SC Ready assessment in mathematics, with 43.7 percent of students scoring meets or exceeds (compared to a district average of 42.7 and a state average of 41.6 percent). Meanwhile, 33.2 percent of students reached the same level in English (compared to a district average of 37.1 and a state average of 39.6 percent). Health Spring Elementary students exceeded the state averages for the SCPASS assessments in social studies and science. For instance, 49.5 percent of our students reached the "Met" or "Exemplary" standard in science (compared to a state average of 47.7 percent) and 74.0 percent reached the same level for social studies (compared to a state average of 71.4 percent).

[1] "Home." Health Springs Elementary School. <http://hses.lancastercsd.com/>