

## NES VISION

The vision of Newberry Elementary is to become a globally competitive school that attracts students by providing diverse opportunities that help them achieve their maximum potential.

## NES MISSION

In collaboration with all community stakeholders, it is our mission to equip and empower the whole child to meet the challenges and opportunities of the 21st century.



## SCHOOL REPORT CARD INFORMATION



SCAN THE QR CODE OR CLICK ON "SCHOOL REPORT CARD INFORMATION" ABOVE TO ACCESS OUR SCHOOL REPORT CARD.

## SCHOOL IMPROVEMENT COUNCIL MEMBERS 2025-2026

**KRISTINA BROOKS, CHAIR**  
**JARON CANNON, ELECTED**  
**JENNIFER CHILTON, ELECTED**  
**MICHAEL HARDY, ELECTED**  
**JANET ROBINSON, APPOINTED**  
**JESSICA B. SHEALY, EX-OFFICIO**  
**KIMBERLY SMITH, ELECTED**  
**KAREN UTTER, APPOINTED**

School Improvement Council Chair Information:  
Kristina Brooks, KCannon7987@gmail.com


### Get Involved!

- Attend SIC meetings  
(They are open to families & community members)
- Share ideas or feedback about the school
- Volunteer to serve as a member of the council
- Volunteer at the school to help teachers prepare
- Help with school events or improvement projects
- Talk with school leaders about ways to support student success

1829 NANCE STREET  
NEWBERRY, SC 29108  
PHONE: 803-321-2670  
FAX: 803-321-2671  
WWW.NEWBERRYES.ORG  
NES IS A TITLE I SCHOOL

# NEWBERRY ELEMENTARY SCHOOL

ONE TEAM, ONE TRAJECTORY



## SCHOOL IMPROVEMENT COUNCIL

## REPORT TO THE PARENTS

### 2025-2026

**ENROLLMENT: PK3-5TH GRADE**  
**AFRICAN AMERICAN: 54.25%**  
**CAUCASIAN: 11%**  
**HISPANIC: 28.5%**  
**OTHER: 6.25%**

JESSICA B. SHEALY, PRINCIPAL  
JSHEALY@SDNC.ORG

SONYA ROBINSON, ASSISTANT PRINCIPAL  
SROBINSON@SDNC.ORG


JORDAN BOULWARE, ASSISTANT ADMINISTRATOR  
JBOWLWARE@SDNC.ORG

# SC READY 2025 3RD-5TH GRADE STUDENTS

## SC Ready English Language Arts and Mathematics

English Language Arts (Reading and Writing) - [Percent Met or Exceeding](#)

School 38.7% (63 / 163)



District 52.9% (1308 / 2471)




State 60.3% (206543 / 342698)



## Mathematics - [Percent Met or Exceeding](#)

School 22.7% (37 / 163)



District 38.9% (960 / 2471)



State 44.5% (152623 / 342699)



# IREADY GROWTH FALL 2025 TO SPRING 2026 K-5TH GRADE STUDENTS

## READING

SPRING 2026 PLACEMENTS

20% 26% 32% 15% 7%



Mid or Above Grade Level Early On Grade Level One Grade Level Below Two Grade Levels Below Three or More Grade Levels Below

FALL 2025 PLACEMENTS

(From 3%) (From 12%) (From 49%) (From 23%) (From 14%)

## MATH

SPRING 2026 PLACEMENTS

17% 18% 50% 10% 5%



Mid or Above Grade Level Early On Grade Level One Grade Level Below Two Grade Levels Below Three or More Grade Levels Below

FALL 2025 PLACEMENTS

(From 2%) (From 4%) (From 56%) (From 26%) (From 13%)

# SPECIAL PROGRAMS & EVENTS

- 3rd-5th Grades Dufford Series Field Studies
- 4th Grade National Forest Program
- Academic After School Program
- Attendance Incentives
- Backpack Program
- Behavior Alliance of SC Partnership
- Book Fair
- Boys & Girls Club After School Program
- Career Day & Field Day
- Class Dojo, NES Facebook, & Rocket Rundown
- Collaborative Planning- Data Focus
- Countdown to Pre-Kindergarten & Kindergarten
- Dental Access Van & Dental Hygiene Program
- District Art Show & Musical Participation
- Early Childhood Parent Engagement Nights
- eLearning District
- Fire Safety- City of Newberry Fire Department
- Goodies with Grands & Pastries with Parents
- Grade-Level Field Studies & Musicals
- Healthy Learners
- Healthy Learners & Hearing & Vision Screening
- iReady Math Curriculum Night
- Jr. Beta Club
- Literacy Night & Math/STEAM Night
- Living Wax Museum & Veterans Day Program
- Mental Health Counseling Services
- Montessori Night at Boundary Street Ele.
- Newberry College Athletics Visits
- Newberry Fitness Olympics Participation
- Newberry Special Olympics Participation
- Parent-Teacher Conferences
- Quarterly Success Assemblies
- Ready to Launch – Open House
- Ripple Effects & Zones of Regulation Behavior Supports
- Rockets of the Month & Year
- Schools to Neighborhoods
- Sneaker Ball & Spring Fling Family Nights
- Taste of Newberry with Newberry Middle
- Teacher & Support Staff of the Month & Year
- Thanksgiving Luncheon with Families
- WNES Morning News

# SIC MISSION

The School Improvement Council (SIC) at Newberry Elementary supports our school's ongoing growth and success. The council develops the annual School-Parent Compact, reviews and provides input on our strategic plan, and writes the narrative for the School Report Card to highlight our progress and areas for continued improvement.

## SCHOOL IMPROVEMENT PLAN GOALS:

- Increase student achievement in reading and math as measured by i-Ready and SC READY.
- Improve school climate by reinforcing consistent expectations and strengthening positive relationships.
- Improve student attendance and reduce chronic absenteeism to support the whole child.

## SCHOOL IMPROVEMENT COUNCIL GOAL:

**Increase family and community engagement to support academic and social-emotional success in all students.**

The School Improvement Council is working to strengthen partnerships between our school, families, and community. Through our partnership with the Carolina Family Engagement Center, we aim to increase family and community engagement to better support students academically and socially-emotionally.

# ACADEMIC INTERVENTIONS

- Enrichment (Tier 2 Supports)
  - ELA: Heggerty, UFLI, iReady Next Steps, RISE
  - Math: Varsity Tutor, iReady Next Steps
- PRIME Math Tutoring with Newberry College
- Early Literacy Intervention
- Math Interventionist
- Tier 3 Supports
  - Curriculum-based Measures
  - Fast Bridge Universal Screeners
  - Extensive Individualized Supports

### SC Ready Growth Summary:

#### Reading:

- 5.4% more students are meets and exceeds compared to 2023-2024 school year

#### Math:

- 1.6% more students are meets and exceeds compared to 2023-2024 school year

#### Science:

- 32% students are meets and exceeds. No data was given from the 2023-2024 school year

#### Multilingual Learners:

- 16.3% more students met progress towards proficiency
- 6.3% more students achieved English language proficiency

### iReady Growth Summary:

#### Reading:

- 17% more students are at or above grade level
- 14% more students are close to grade level
- 17% fewer students are one grade below
- 8% fewer students are two grades below
- 7% fewer students are three or more grades below

#### Math:

- 15% more students are at or above grade level
- 14% more students are close to grade level
- 6% fewer students are one grade below
- 16% fewer students are two grades below
- 6% fewer students are three or more grades below