

Brookdale Elementary School

Annual Report to Parents


BROOKDALE FACTS

Brookdale families along with teachers, administrators, and the surrounding community work hand in hand to ensure that we are developing global thinkers that contribute positively and productively to society.

- Serving 331 students in Child Development through Fifth Grade, our faculty and staff provide challenging and meaningful instruction gleaned from The Teaching and Learning Framework.
- We continue to improve academically each year as we use data to monitor, assess, and adjust the instruction that we provide based on the needs of our students.
- We are a Title I school with 97% of our population eligible for free or reduced-priced lunch.
- The faculty and staff embraces professional development as the core of sustained academic success. Our rich instructional program focuses on the South Carolina Curriculum Standards. Our curriculum continues to evolve and develop creatively to match the needs, skills and talents of our children, in order to prepare them for them for life in our modern world.
- We will continue working with our Voyager/Read Well initiatives that will allow our students to improve upon skills that they need in order to be academically successful.
- Technological opportunities within the classroom continue to improve tremendously with the incorporation of Interactive Star Boards and CPS systems in every classroom from Child Development to Fifth Grade.
- Our parents are the pulse of our positive environment and the key factor that binds school-to-home relationships.

The Brookdale family is proud of the growth and improvements that we have achieved in our school and look forward to working together to make our school a great place to learn and work.

Casandra H. Jenkins, Ed.D., Principal
Ms. Lynette Harvin, SIC



2011-2012



SC Annual School Report Card Summary

BROOKDALE ELEMENTARY
 Orangeburg 5
 Grades: PK-5 Enrollment: 339
 Principal: Dr. Casandra H. Jenkins
 Superintendent: Cynthia Wilson
 Board Chair: Lisa Jenkins

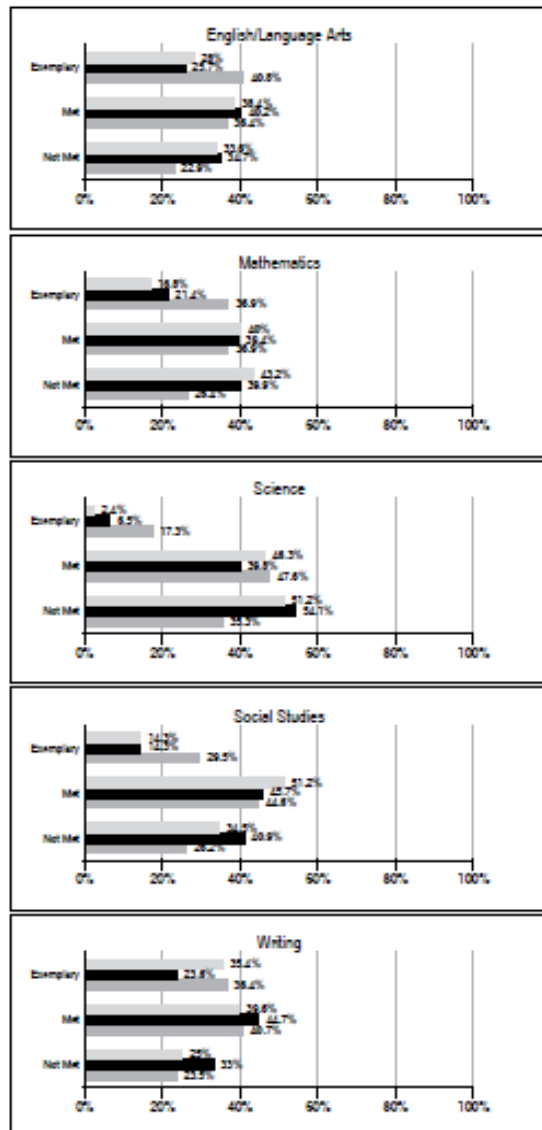
PERFORMANCE

Comprehensive detail, including definitions of ratings, performance criteria, and explanations of status, is available on www.ed.sc.gov and www.eoc.sc.gov as well as school and school district websites. Printed versions are available from school districts upon request.

YEAR	ABSOLUTE RATING	GROWTH RATING	PALMETTO GOLD AND SILVER AWARD		AYP STATUS	NCLB IMPROVEMENT STATUS
			General Performance	Closing the Gap		
2011	Below Average	Average	TBD	TBD	Not Met	N/A
2010	Below Average	Below Average	N/A	N/A	Met	N/A
2009	Average	Below Average	N/A	N/A	Met	NI-DELAY

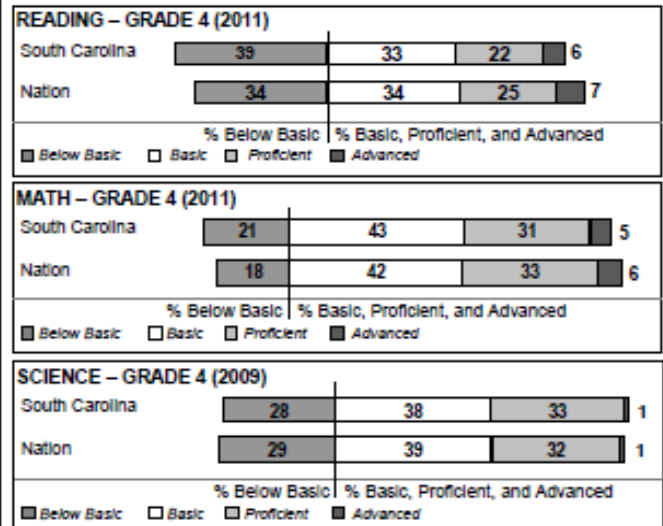
PASS PERFORMANCE

Our School
 Elementary Schools with Students Like Ours
 Elementary schools statewide



NAEP PERFORMANCE*

* Performance reported for SC and nation, data not available at school level. Percentages at NAEP Achievement Levels.



SC PERFORMANCE VISION

By 2020 all students will graduate with the knowledge and skills necessary to compete successfully in the global economy, participate in a democratic society and contribute positively as members of families and communities.

Abbreviations Key

N/A Not Applicable N/AV Not Available N/C Not Collected N/R Not Reported I/S Insufficient Sample TBD To be determined
 NI Newly Identified CSI Continuing School Improvement CA Corrective Action RP Plan to Restructure R Restructure DELAY School Improvement Status HOLD School Improvement Status