

SHERIDAN ELEMENTARY SCHOOL  
2015-2016  
REPORT TO THE PARENTS

*MISSION*

*Orangeburg Consolidated  
School District 5 exists to  
ensure academic success for  
all students.*

*VISION*

*The vision of Orangeburg  
Consolidated School District  
5 is "Working Together to  
Build a World-Class School  
System."*

*GOALS*

- *Increase Student Learning*
- *Improve Resource Management*
- *Improve Human Capital*
- *Increase Engagement*
- *Safety Above all Else*



SHERIDAN ELEMENTARY SCHOOL  
"RISING ABOVE EXPECTATIONS"  
IN  
2015-2016

Mr. Sammie L. Gordon Jr., Principal

Ms. Tonya L. Ramey, Assistant Principal

1139 HILLSBORO ROAD  
ORANGEBURG, S.C. 29115  
PHONE (803) 534-7504  
FAX (803) 535-1650



**HIGHLIGHTS**

*\*OCS D5 DISTRICT  
TEACHER OF THE YEAR  
MRS. AUTUMN  
COULTER.*

*\* READING WITH THE  
USC GAMECOCKS  
HIGHEST NUMBER OF  
BOOKS READ.*

*\* RECOGNIZED BY  
ORANGEBURG READS  
BY BEING THE SCHOOL  
IN ORANGEBURG  
COUNTY WITH THE  
LARGEST NUMBER OF  
READING  
PARTICIPANTS IN  
THEIR PROGRAM.*

*\* DEVELOPING NEW  
PARTNERSHIP WITH  
ORANGEBURG-  
CALHOUN TECHNICAL  
COLLEGE.*

*\*SIX STUDENTS  
PARTICIPATING IN  
STATE SCIENCE FAIR.*

*\*21<sup>ST</sup> CENTURY  
AFTERSCHOOL  
PROGRAM*

*\* STAR ACADEMY  
AFTERSCHOOL  
PROGRAM*

*\*ACCELERATED  
READING PROGRAM*

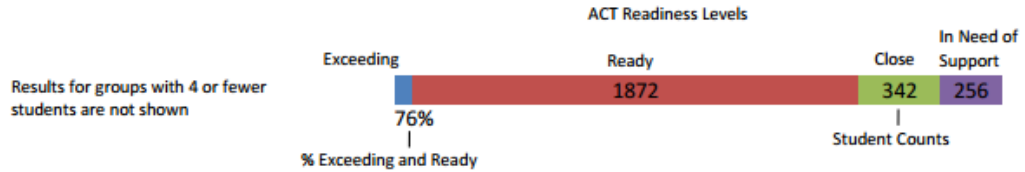
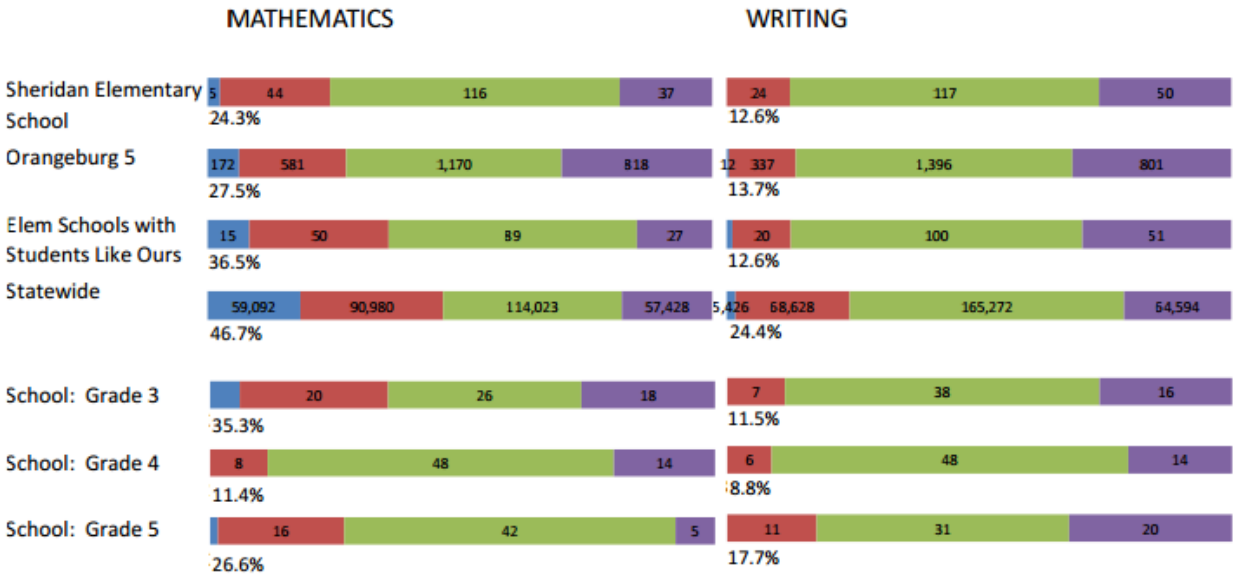
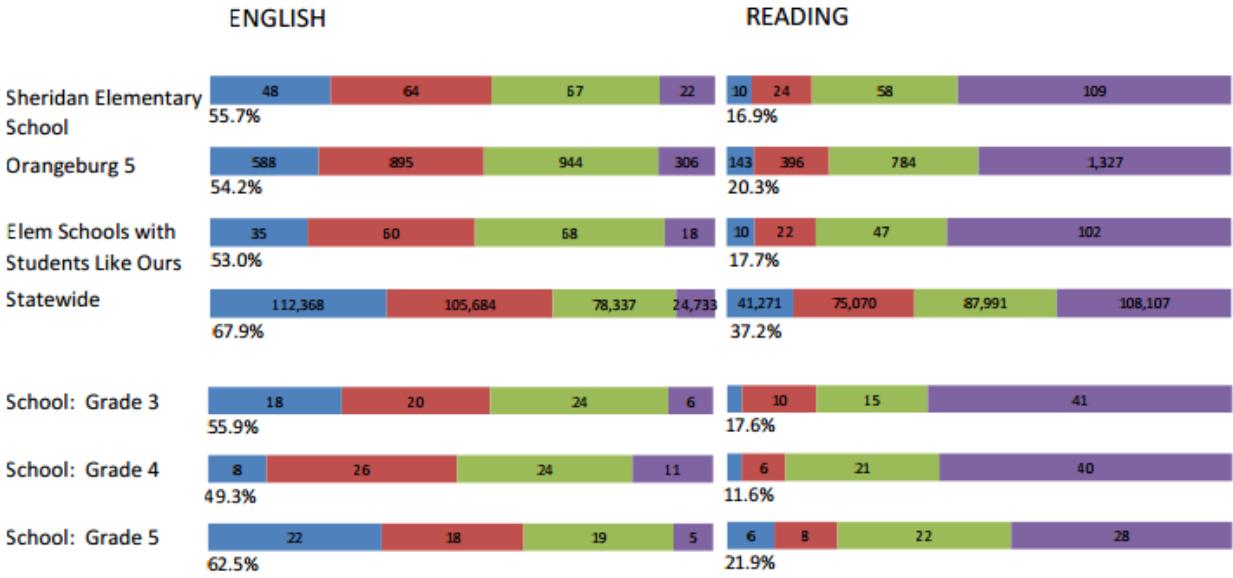
*\*GOOD NEWS CLUB*

*\*TECHNOLOGY  
INTERGRATION OF  
IPADS IN PRE-K  
THROUGH FIFTH  
GRADE CLASSES.*

SHERIDAN ELEMENTARY SCHOOL  
ACHIEVEMENT DATA FROM ACT  
ASPIRE TEST SPRING 2015

**KNOWLEDGE**

The ACT Aspire assessment was given to students in grades 3-8 in Spring 2015. Students were assessed in the subject areas of Reading, English, Mathematics and Writing



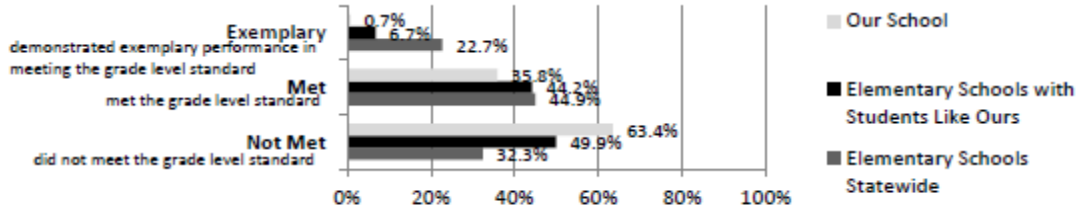
Abbreviations for Missing Data  
 N/A-Not Applicable    N/AV-Not Available    N/C-Not Collected    N/R-Not Reported    I/S-Insufficient Sample

SHERIDAN ELEMENTARY SCHOOL  
ACHIEVEMENT DATA FROM SCPASS  
SPRING 2015

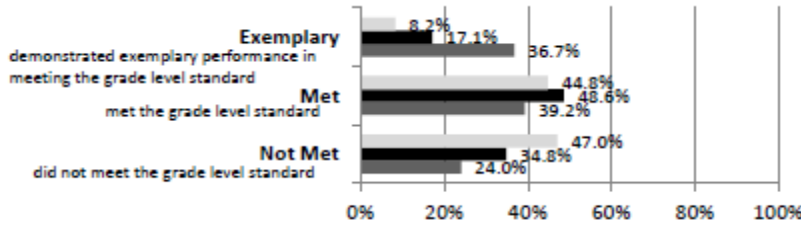
**KNOWLEDGE**

The SC Palmetto Assessment of State Standards (SCPASS) was given to students in grades 4 - 8 in Spring 2015. Students were assessed in the subject areas of Science and Social Studies.

**Science**



**Social Studies**



Science SCPASS	
Our School: Percent Met and Above for each grade level	
4th grade	5th grade
41.4	31.3

Social Studies SCPASS	
Our School: Percent Met and Above for each grade level	
4th grade	5th grade
54.3	51.6

Note: Results include SC-Alt assessment results.

Exemplary	"Exemplary": student demonstrated exemplary performance in meeting the grade level standard.
Met	"Met": student met the grade level standard.
Not Met	"Not Met": student did not meet the grade level standard.

Elementary Schools with Students Like Ours are elementary schools with poverty indices of no more than 5% above or below the index for the school.

Abbreviations for Missing Data

N/A-Not Applicable    N/AV-Not Available    N/C-Not Collected    N/R-Not Reported    I/S-Insufficient Sample

## PLAN OF ACTION



1. Provide students with engaging instruction through Explicit Direct Instruction and Marzano's strategies.
2. Increase the number of students scoring met or above in Reading, Writing and Math on SCREADY assessment.
3. Increase the number of students scoring met and above on SCPASS Science and Social Studies assessments.
4. Provide Academic Assistance and Intervention for students who are not meeting the standards on state assessments.