

Burton-Pack SIC Members

Dr. Sarah G. Smith – Principal
Wendy A. Fanning—Liaison
Jennifer Tiller– SIC Chair
Ms. LaWanda McNair—Vice-Chair
Baccous Donnita—Secretary
Mr. Marion George –PTO President
Linda Wright– Family Engagement Specialist
Shelia Salters- Teacher
Terry Wood—Teacher
George Marlon—Parent
Shanice Horace —Parent
Ms. Monique Jackson— Member
Ms. Linda Senn— Member
Gregory Davis—Community Member
Edna Samuel—Community Member

Burton-Pack Annual School Report provides an overview of the school's academic performance, achievements, special programs and events. The charts show our student's performance in all subject areas on the state assessments of 2018. Our new SIC Annual Goals for 2019-2020 are based on the overall performance of our most recent academic data collect through SCDE. We would like to thank our stakeholders for their continued support.

Ms. Jennifer Tiller, SIC Chair
Sarah G. Smith, Principal

School Achievements

CLUBS AND ACTIVITIES:

Student Council
Music
Art
Physical Fitness
Girls Excelling and Moving Successfully (G.E.M.S.)
Gentlemen of Distinction

SPECIAL PROGRAMS/EVENTS:

Fourth-grade Male Mentoring Program
Comprehensive Remediation Program (3-5)
Barron Academy Childcare
Save Our Sons
Annual 2nd Grade Spelling Bee
Literacy and Lunch
The Love Of Reading
Community Reading Partners

Purpose of this Report

"This Report is issued by Burton-Pack School Improvement Council in accordance with South Carolina law to share information on the school's progress in meeting various goals and objectives, the work of the SIC, and other accomplishments during the school year."



BURTON-PACK ELEMENTARY SCHOOL



SIC ANNUAL REPORT TO PARENTS 2018-2019

111 Garden Drive
Columbia, SC 29204
Office (803) 691-5550
Fax (803) 691-5555



Richland One School District does not discriminate on the basis of race, religion, color, handicap, sex, age, lineage or national origin in its programs or activities.

Additional Information

School Demographics

Enrollment 482

34 Certified Staff

94% African American

3% Hispanic

1% White

3% Other

Recognitions

1st Place in MLK Food Drive
(Gentlemen of Distinction)

RCSD1 Permanent Art Collection

Bronze Gold Healthy school Award

Fruits and Vegetable Award

Cooking Matters

1st Place Superior Rating Chorus Award

HOOPS Award

Fitness Bowl

2015 (3rd), 2016 (2nd), 2017 (4th), 2018 (4th)
District Miss Fitness

Jump Rope for Heart

Walk for Life Award


Technology Camp Animation

Five Student-Art Showcase

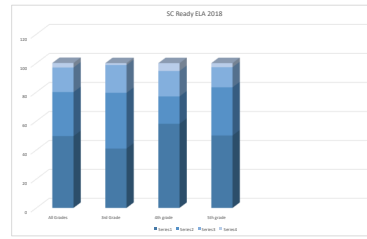
State of the Arts Trail

Action-Based Learning Labs and Kinesthetic Classrooms

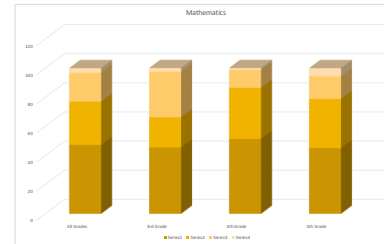
Burton-Pack Elementary School is **ENGAGING MINDS THROUGH MOVEMENT!** Movement forces oxygen and glucose to the brain and prepares the brain for learning. Burton-Pack has two action-based learning labs and one kinesthetic classroom where students are able to learn through movement.



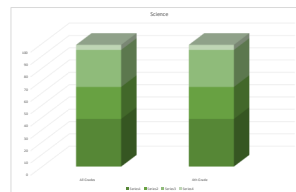
Student Achievement



All Grades	3rd Grade	4th Grade	5th Grade
49.6	41	58.1	50
30.4	38.5	18.9	33.3
17	19.2	17.6	13.9
3.1	1.3	5.4	2.8



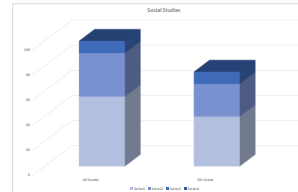
All Grades	3rd Grade	4th Grade	5th Grade
47.3	45.5	51.4	45.1
29.7	20.8	35.1	33.8
19.8	31.2	12.2	15.5
3.2	2.6	1.4	5.6



2018 SC PASS Science

All Grades	4th Grade	All Grades	5th Grade
39.7	39.7	55.6	39.7
26	26	34.7	26
30.1	30.1	9.7	9.7
4.1	4.1	0	0

2018 SC PASS Social Studies



2018 – 2019 SC Ready ELA

2018 – 2019 SC Ready Math

SIC Annual Goals for 2019 - 2020

- By 2020 the percentage of students "passing" SCPASS in **Science** will increase by 5% from the baseline data percent of passing in 2019
- By 2020 the percentage of students "passing" SCPASS in **Social Studies** will increase by 5% from baseline data percent of passing in 2019
- By 2020 the percentage of students "passing" SC Ready in **Writing** will increase by 5% from the baseline data percent of passing in 2019.
- By 2020 the percentage of students "passing" SC Ready in **Math** will increase by 5% from the baseline data percent of passing in 2019
- Increase **Parental Involvement** by 5% from the 2019 data.
- Teacher **Professional Development training in Blended Learning** will be 100% proficiency
- Increase Average Daily **Attendance** by 5% from 2018 data.
- Reduce **Truancies** by 10% from 2016 data.