

School Organization and Contact

SCHOOL IMPROVEMENT COUNCIL MEMBERS

Dr. Sarah G. Smith – Principal
Mr. Marion George – SIC Chair
Ms. LaWanda McNair—Vice-Chair
Mr. John Dixon—Secretary

COUNCIL MEMBERS

Ms. LaWanda McNair –PTO President
Mr. John Dixon – Parent Educator
Ms. Teri Wood - Teacher
Ms. Edna Samuel—Parent
Ms. Janie Hough—Parent
Mr. Derrick Theirse – Member
Ms. Monique Jackson— Member
Ms. Linda Senn— Member
Ms. Diane Wiley—Community Member

The School Improvement Council of Burton-Pack Elementary School has prepared the Annual School Report for you and the community. The report reviews the progress and growth made last year, reviews last year's test scores, and describes plans for improvement this year. Enclosed you will find an account of the progress we made toward accomplishing targeted goals in 2016-2017, as well as the desired results for student learning that have been made a priority for this school year. If you have any questions about the information summarized here, please contact the following individuals:

Mr. Marlon George SIC Chair
Sarah G. Smith, Principal

Extra-Curricular Activities

CLUBS AND ACTIVITIES:

Student Council
Music
Art
Physical Fitness
Girls Excelling and Moving Successfully (G.E.M.S.)

SPECIAL PROGRAMS/EVENTS:

Fourth-grade Mentoring Program
Comprehensive Remediation Program (3-5)
Barron Academy Childcare
Doughnuts for Dads
Muffins for Moms
Grandparents Day
Books and Breakfast/Supper
Parent Child/Home Program

Burton-Pack School Demographics;

Enrollment 553
45 Certified Staff
95.8% African American
.9% Hispanic
.36 White
2.7 Other

MISSION STATEMENT

We are Richland One, a leader in transforming lives through education, empowering all students to achieve their potential and



BURTON-PACK ELEMENTARY SCHOOL



2016-2017 SIC ANNUAL REPORT TO PARENTS

111 Garden Drive
Columbia, SC 29204
Office (803) 691-5550
Fax (803) 691-5555
School Hours: 7:30 a.m.- 2:30 p.m.



Richland One School District does not discriminate on the basis of race, religion, color, handicap, sex, age, lineage or national origin in its programs or activities.

School Highlights and Awards

1st Place Visual Arts Award

RCSD1 Permanent Art Collection

Fruits and Vegetable Award

Cooking Matters

1st Place Superior Rating Chorus Award

HOOPS Award

Fitness Bowl

2015 Fitness Bowl— 3rd Place

2016 Fitness Bowl—2nd Place

2017 Fitness Bowl—4th Place

Jump Rope for Heart

Walk for Life Award


Technology Camp Animation

Fresh Farmers Drawing Competition

Five Student-Art Showcase

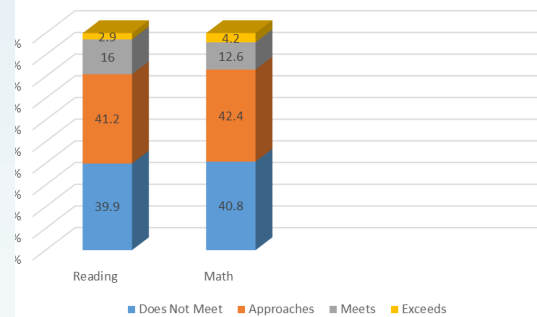
Action-Based Learning Labs and Kinesthetic Classrooms

Burton-Pack Elementary School is **ENGAGING MINDS THROUGH MOVEMENT!** Movement forces oxygen and glucose to the brain and prepares the brain for learning. Burton-Pack has two action-based learning labs and one kinesthetic classroom where students are able to be in motion while learning. The action-based labs are equipped with single pedal bikes, lateral snowboarder, cardio-stepper, learning mats, etc. In fifth grade, there are twenty-three kinesthetic desks such as pedal bikes, march climbers, and swivel desks.

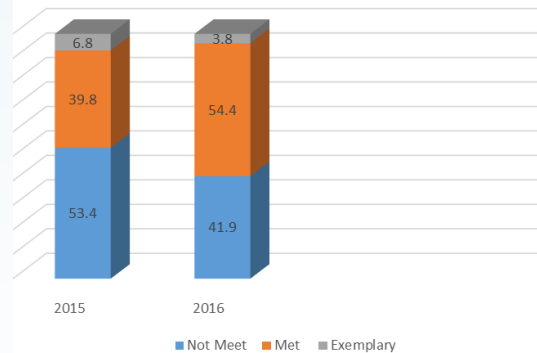


State Assessment Information

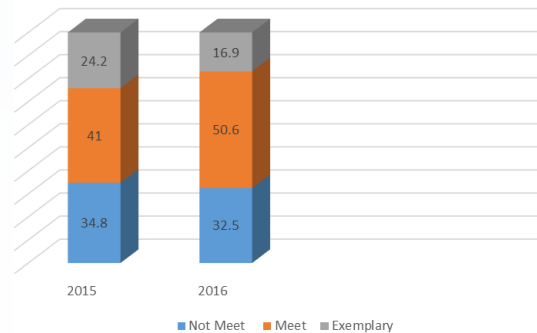
2016 SC READY Summary Chart



2016 SCPASS Two Year Science Summary Graph



SC PASS Social Studies Two Year Summary Graph



Goals for 2017-2018

- By 2017, the percentage of students "passing" SCPASS in **Science** will increase by 5% from the baseline data percent of passing in 2016.
- By 2017, the percentage of students "passing" SCPASS in **Social Studies** will increase by 5% from baseline data percent of passing in 2016.
- By 2017, the percentage of students "passing" SC Ready in **Writing** will increase by 5% from the baseline data percent of passing in 2016.
- By 2017, the percentage of students "passing" SC Ready in **Math** will increase by 5% from the baseline data percent of passing in 2016.
- Increase **Parental Involvement** by 5% from the 2016 data.
- Teacher **Professional Development training in Blended Learning** will be 100% proficiency
- Increase Average Daily **Attendance** by 5% from 2016 data.